



# A VISION FOR THE FUTURE

ANNUAL REPORT 2015

# CONTENTS

Highlights	2
Chairman's Report	6
CEO's Report	8
Board of Directors	10
Key Figures	12
01 FOOTBALL IN 2015	16
State of Origin	18
Other Representative Football	22
NSWRL Senior Competitions	26
NSWRL Junior Competitions	34
02 OUR COMMUNITY	38
Community Football	40
Community Programs	42
Media Coverage	44
03 RECORDS IN 2015	46
Honour Roll	48
04 FINANCIALS IN 2015	56
Financials	58
Our Partners	72



# 2015 HIGHLIGHTS

FEBRUARY



## HOGS FOR THE HOMELESS

The NSWRL Hogs for the Homeless program raises almost \$60,000 for Father Chris Riley's Youth Off the Streets organisation.

APRIL



## NSW TRUE BLUES LAUNCH

Introduction of the NSW True Blues Alumni Program, which pays tribute to all of those who have pulled on the sky blue jersey and represented the state of NSW since the first team ran out in 1907.

MAY



## AAMI COUNTRY-CITY CLASH

A sell-out crowd of 9,127 attends the annual fixture in Wagga Wagga.

MAY



## CRONULLA SHARKS JUNIOR DOMINATION

The club wins both the Under-16s and 18s National Championship, capping off their junior representative success in the Harold Matthews and SG Ball competitions.

JUNE



## STATE OF ORIGIN II, MCG

The NSW VB Blues claim a memorable victory at the Melbourne Cricket Ground (MCG), breaking an Origin record, with 91,513 attending the match.

JUNE



## NSW WOMEN'S INTERSTATE CHALLENGE

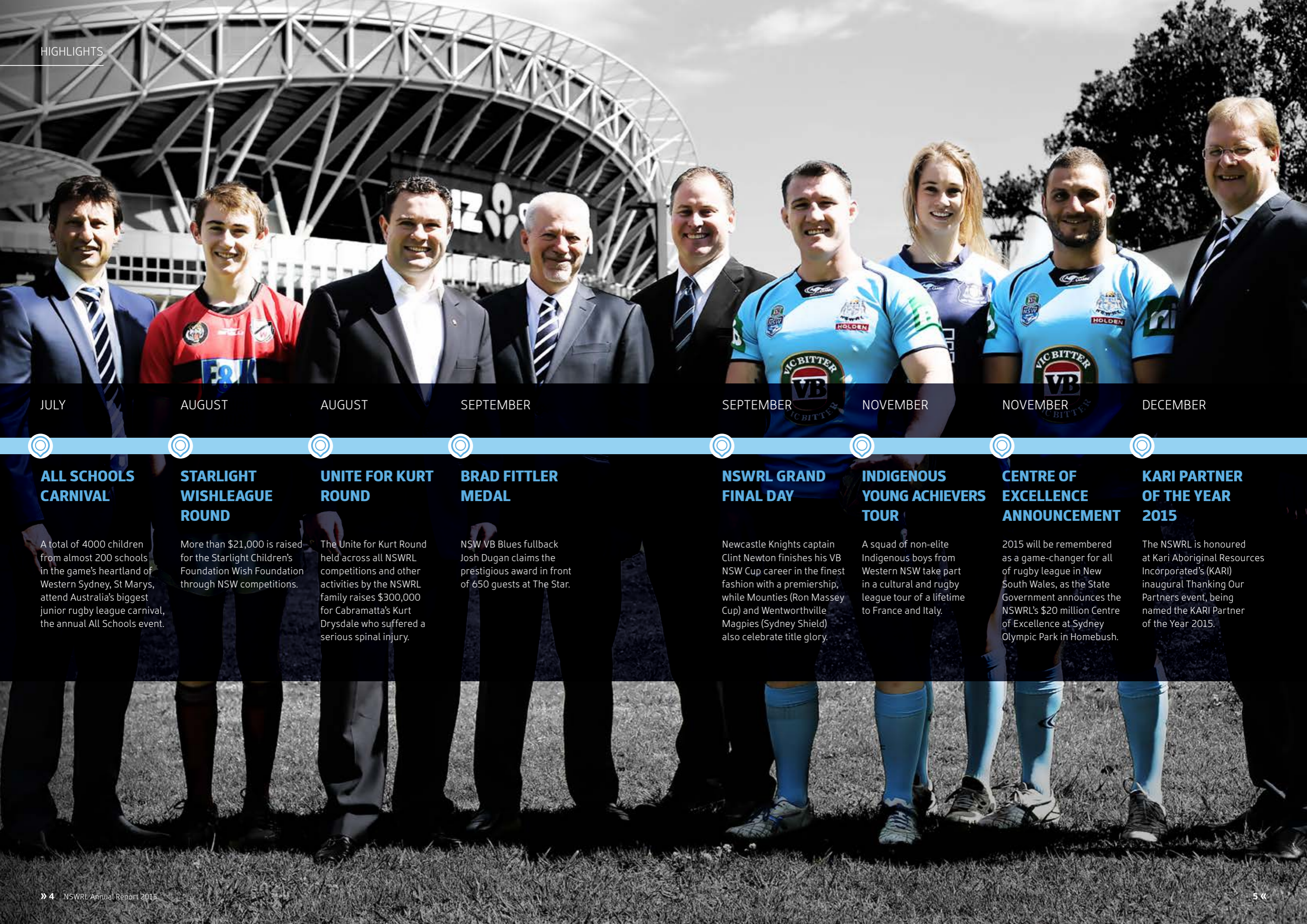
NSW registers a courageous 4-all draw with Queensland in Townsville ending their dominant run of 16 consecutive wins.

JULY



## NATIONS OF ORIGIN

The Nations of Origin features more than 760 players, 62 teams and 60 matches in two action-packed days to promote Indigenous reconciliation and support cultural diversity.



JULY

AUGUST

AUGUST

SEPTEMBER

SEPTEMBER

NOVEMBER

NOVEMBER

DECEMBER

**ALL SCHOOLS CARNIVAL**

A total of 4000 children from almost 200 schools in the game's heartland of Western Sydney, St Marys, attend Australia's biggest junior rugby league carnival, the annual All Schools event.

**STARLIGHT WISHLEAGUE ROUND**

More than \$21,000 is raised for the Starlight Children's Foundation Wish Foundation through NSW competitions.

**UNITE FOR KURT ROUND**

The Unite for Kurt Round held across all NSWRL competitions and other activities by the NSWRL family raises \$300,000 for Cabramatta's Kurt Drysdale who suffered a serious spinal injury.

**BRAD FITTLER MEDAL**

NSW VB Blues fullback Josh Dugan claims the prestigious award in front of 650 guests at The Star.

**NSWRL GRAND FINAL DAY**

Newcastle Knights captain Clint Newton finishes his VB NSW Cup career in the finest fashion with a premiership, while Mounties (Ron Massey Cup) and Wentworthville Magpies (Sydney Shield) also celebrate title glory.

**INDIGENOUS YOUNG ACHIEVERS TOUR**

A squad of non-elite Indigenous boys from Western NSW take part in a cultural and rugby league tour of a lifetime to France and Italy.

**CENTRE OF EXCELLENCE ANNOUNCEMENT**

2015 will be remembered as a game-changer for all of rugby league in New South Wales, as the State Government announces the NSWRL's \$20 million Centre of Excellence at Sydney Olympic Park in Homebush.

**KARI PARTNER OF THE YEAR 2015**

The NSWRL is honoured at Kari Aboriginal Resources Incorporated's (KARI) inaugural Thanking Our Partners event, being named the KARI Partner of the Year 2015.



## A RECORD-BREAKING YEAR

Although fans will be disappointed by the result of State of Origin, 2015 was a significant year of achievement on and off the field for the NSWRL. If not for a narrow 11-10 loss at home in Game 1, the NSW VB Blues would have won back-to-back Origin Shields. However, the NSWRL is all about long-term growth and success, and significant steps were made in achieving those goals.

One of our biggest responsibilities as a Board is to ensure a bright future for the sport and promote our great game and the announcement of a new \$20million Centre of Excellence does just that. The new "Home of the Blues", which will be completed at Sydney Olympic Park by the end of 2017, ushering the next generation for rugby league in NSW.

The 2015 State of Origin Series result was tough to wear, but it was the most successful and popular series in history with a record attendance of 224,135 at-ground spectators; a massive television audience of 12.813 million making it the most watched Series yet, with

even more watching internationally; and the highest social interaction on Twitter, Facebook and Instagram with a global reach of millions.

In addition, a record-breaking crowd of 91,513 fans packed the Melbourne Cricket Ground to witness a courageous VB Blues win that captured the attention of the nation and spread our "Blueprint" into the state of Victoria.

In a sensational exhibition for our game, many fans travelled from interstate with plenty enjoying the best our game has to showcase at its highest level. Our newly acquired membership group, Blatchys Blues, is thriving, capturing the hearts of fans proudly adorning those electric blue wigs and shirts, with a massive 25 per cent increase in attendance this season.

The new structure for the organisation, driven by Chief Executive David Trodden, has proven to be a great success. Coupled with the revitalisation of our pathways programs for junior development under NSW VB Blues coach Laurie Daley, the future is very bright for Blues fans.

Reflecting on 2015, we as a Board are extremely proud of the hard work, dedication and commitment of the NSWRL staff, which has ensured our game is still the people's game. Our game is and will be open to everyone, with the junior representative competitions, women's programs, Indigenous representative sides, knock-out tournaments as well as specially structured competitions for players with disabilities, ensuring everyone, no matter what age, sex or ability, can play "The Greatest Game of All".

Thank you to all the staff at NSWRL, the players, coaches, administrators, volunteers and supporters, for another fantastic season. You are the reason rugby league keeps getting bigger, and without you none of that would be possible.

I would like to especially thank my fellow Board members for their dedication and support throughout 2015. I look forward to working with you for another huge season in 2016.

**Dr George Peponis OAM**  
Chairman NSWRL

## THE FUTURE IS INCREDIBLY BRIGHT

While it wasn't the desired result in State of Origin, 2015 will still go down as a success, marking a significant year of exciting changes which will bear fruit well into the future. NSW fans can eagerly look forward to the new Centre of Excellence announced as the home of the NSWRL at Sydney Olympic Park by the end of 2017, as well as be greatly encouraged by the promise of the continued success of the NSW Under-20s side and progress of the Women's Interstate team.

The \$20-million NSWRL Centre of Excellence will be a game-changer not just for the NSW Blues, but all of rugby league in the state. The NSW Government is committed to providing the highest quality features to ensure the longevity and future success of rugby league in this state. The Centre of Excellence will feature a full-size training field between the Athletic Centre and ANZ Stadium, and a new building for specialised support facilities and the offices of the NSWRL.

New South Wales is the historical home of rugby league in Australia and the Centre of Excellence proposal confirms that New South Wales also remains the spiritual home of rugby league for future generations to prosper at all levels. Not only will the Centre of Excellence add to the home ground advantage of ANZ Stadium for the NSW Blues, but the facilities will also benefit everyone in the NSWRL family. Our junior players, refs and women's teams will all have use of the facility, and other specialist sports grounds in the precinct.

Despite the disappointing result of State of Origin III, the NSW Blues can remain proud of their efforts against arguably the greatest Queensland side of all time. Origin II at the iconic MCG in Victoria was a roaring success in front of a record crowd of 91,513 fans and massive television audiences. Next season we aim to reclaim the Shield and we can't wait to ride the blue wave of support at our home ground.

The future is certainly bright for Blues fans, with the NSW Under-20s side remaining undefeated with their fourth consecutive win over their Queensland counterparts. Dean Pay's side earned a convincing 32-16 victory in the curtain-raiser to Origin III in a preview of the next generation of NSW stars.

The men weren't the only ones setting the field alight as the NSW Women's Interstate team made major strides this season under coach Mathew Head. NSW carved out a tough 4-all draw to end a 16-year long winning streak for the Queenslanders.

The 2015 season featured another stand-alone Grand Final Day as the only live football played in Sydney for the weekend. The NSWRL Grand Final Day, held at Pirtek Stadium, featured all three of our major competitions – the VB NSW Cup, Ron Massey Cup and Sydney Shield. For the second-straight year, the event was strongly supported with significant numbers in attendance, and many following live on [nswrl.com.au](http://nswrl.com.au), television, and radio.

The NSWRL was hugely successful off the field again in 2015, engaging communities and supporting a range

of charities and causes including the Hogs for the Homeless program, raising almost \$60,000 for Father Chris Riley's Youth Off the Streets organisation this year. Through NSW competitions, more than \$21,000 was also raised for the Starlight Children's Foundation Wish Foundation. We welcomed Blatchys Blues to the NSWRL family and they supported our State of Origin team in record numbers.

Congratulations to our 2015 champion teams – Newcastle Knights (VB NSW Cup); Mounties (Ron Massey Cup) and Wentworthville Magpies (Sydney Shield); and Cronulla Sharks (SG Ball and Harold Matthews).

The NSWRL was honoured at Kari Aboriginal Resources Incorporated's (KARI) inaugural Thanking Our Partners event, being named the KARI Partner of the Year 2015. The partnership sees KARI support the City Origin side as well as the Under-16s Indigenous side and the Young Achievers Tour of Europe.

In closing, I acknowledge the support that our Board provide to everyone in NSWRL, particularly the support of the Chairman Dr George Peponis OAM. Additionally, I am proud to work with the talented and dedicated people who staff NSWRL.

We made great strides in 2015, but with an outlook for a very bright future, 2016 is set to be even bigger for NSWRL.

**David Trodden**  
CEO NSWRL



# NSWRL BOARD OF DIRECTORS



**Nick Politis AM**  
Chairman of the Sydney Roosters' Board of Directors, Chairman of the Eastern Suburbs Leagues Club Ltd  
*Director, Since 6 June 2013*

**Deborah Healey**  
Deborah Healey; Associate Professor, Director - Corporate and Commercial, LLM Program, UNSW Faculty of Law, Director; NSW Leagues Club Ltd  
*Director, Since 6 June 2013*

**Raymond Dib GAICD**  
Chairman; Bulldogs RLFC, Director; Canterbury League Club Ltd, NSW Leagues Club Ltd  
*Director, Since 3 December 2010*

**Dr George Peponis OAM**  
Chairman; Canterbury League Club Ltd, NSW Leagues Club Ltd  
*Director, Since 2 December 2011; Chairman, Since 1 May 2013*

**Robert Millward OAM**  
Director; Illawarra District Rugby League Football Club Ltd, St George Illawarra Rugby League Football Club Pty Ltd, NSW Leagues Club Ltd  
*Director, Since 8 December 1995*

**Geoffrey Gerard**  
Director; NSW Leagues Club Ltd, Parramatta NRL Club Ltd, Parramatta Leagues Club Ltd. Past player of Manly Sea Eagles, Penrith Panthers, Parramatta Eels, NSW Blues and Kangaroos teams; Member of Company's Risk and Governance Committee  
*Director, Since 3 December 2010*

**William Johnstone**  
CEO; Indigenous Development Corporation, Director; KMK Consulting, Director; Far West Medicare Local, Director; Far West Local Health District, (Ministerial appointment)  
*Director, Since 8 March 2011*



**55,200  
FOLLOWERS**

**SOCIAL MEDIA GROWTH  
ACROSS ALL PLATFORMS**

FACEBOOK LIKES 710,000;  
TWITTER FOLLOWERS 55,200;  
INSTAGRAM FOLLOWERS 36,900



**MORE THAN  
6.6 MILLION**

THE NSW BLUES FACEBOOK PAGE  
REACHED A TOTAL AUDIENCE OF MORE  
THAN 6.6MILLION WHEN COMBINING ALL  
THREE STATE OF ORIGIN GAME DAYS



**224,135  
AT-GROUND**

THE 2015 STATE OF ORIGIN SERIES  
ATTRACTED 224,135 AT-GROUND  
SPECTATORS AND WAS WATCHED BY  
AN AUSTRALIAN-BASED TV AUDIENCE  
OF 12.813MILLION



**112,000  
VIEWERS**

THE VB NSW CUP ATTRACTED AN  
AVERAGE WEEKLY TV AUDIENCE  
OF 112,000 ON FOX SPORTS



# NSWRL 2015 SEASON

## INCLUSION

- » Almost \$60,000 raised by the NSWRL's Hogs for the Homeless program for Father Chris Riley's Youth Off the Streets organisation
- » The Lend Lease Interstate Wheelchair Rugby League Challenge was held for the first time, with New South Wales triumphing over Queensland
- » More than \$21,000 was raised for the Starlight Children's Foundation Wish Foundation through NSWRL competitions.



## WELFARE

- » A total of 1048 players and staff successfully completed NSWRL's online welfare and education program
- » An amazing 2700 kilograms was lost by 28 teams from 28 Indigenous communities in the Knockout Health Challenge, a NSWRL and NSW Ministry of Health program that encourages and supports community teams and groups address their diet and exercise routines
- » Good Sport accredited 300 Rugby League Clubs across NSW – the first sport in the state to reach that target.



## REPORT CARD

- » More than 1000 active referees
- » 5 major senior competitions and numerous tournaments
- » 14 affiliate organisations
- » 6 representative sides.

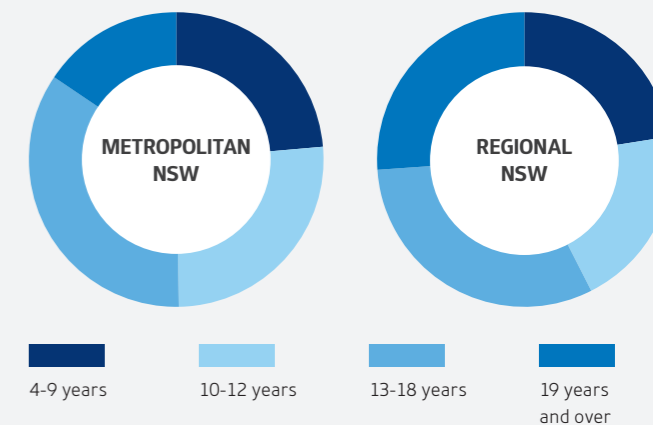
## » MORE THAN 1000 ACTIVE REFEREES

MANAGED BY THE NSWRL'S DEDICATED REFEREES AND COACHING UNIT

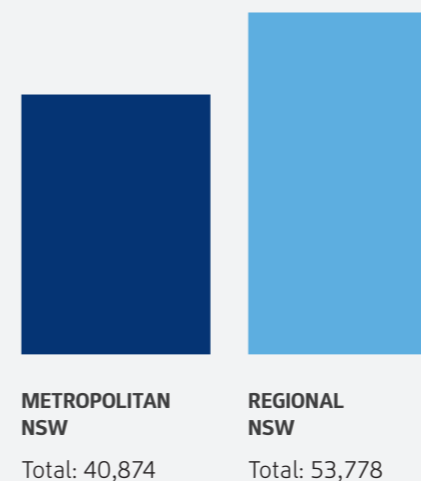
## » 760 PLAYERS, 62 TEAMS AND 60 MATCHES

IN TWO ACTION-PACKED DAYS OF THE NATIONS OF ORIGIN INDIGENOUS RUGBY LEAGUE FESTIVAL

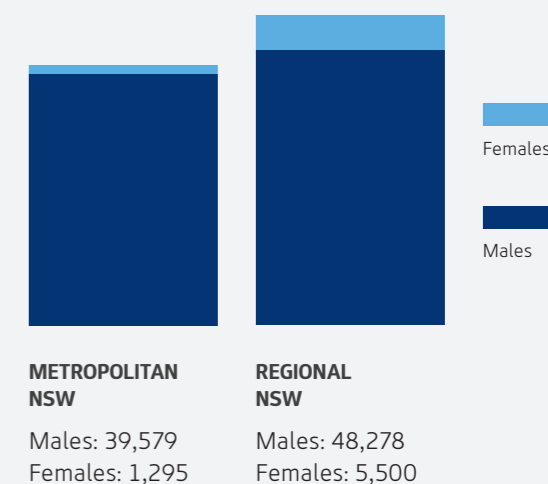
## PARTICIPATION BY AGE GROUP



## TOTAL PARTICIPATION IN 2015: 94,652



## PARTICIPATION BY GENDER



SECTION 01

# FOOTBALL IN 2015





## SUCCESS IS ON THE HORIZON

### NSW VB BLUES

The 2015 State of Origin series no doubt ended on the toughest of notes but there's plenty to look forward to next year and beyond. While the result in Origin III was hard to take, there were enough signs for me to believe there are promising periods and success on the horizon.

Following our success in 2014, where we claimed an emotional first series victory since 2005, we entered this year's series determined to continue to build the momentum. However, we simply didn't take our chances and were outplayed by Queensland.

In Game 1 we performed admirably, particularly without our captain Paul Gallen, and fell short by the smallest of margins in front of our home crowd. The effort couldn't be faulted but execution just let us down in some key moments.

Game 2, in Melbourne, was perhaps the highlight of the entire 2015 Origin series from our perspective – not only from a results perspective but the fact we managed to get so many spectators to witness a great game of footy. The win, in front of

more than 90,000 spectators, will no doubt be remembered by all our VB Blues players for the rest of their careers. It was a performance in stark contrast to Game 3 in Brisbane, where we simply weren't good enough.

While the 2015 Origin series ended on a bitter note, there are plenty of reasons why we will be stronger, more passionate and more committed next year. We'll continue to work hard, believe in ourselves and stick solid with the processes and approach that has served us well over an extended period.

The recently announced NSWRL Centre of Excellence at Sydney Olympic Park, to be completed by the end of 2017, is great news for the future of the VB Blues.

In addition to supplying the future of our game with the infrastructure to develop and succeed as young players, our new \$20-million home will provide our Origin side with all the tools to prepare as well as possible – a full-size training field adjacent to ANZ Stadium, high-performance rehabilitation facilities and a state-of-the-art gymnasium. The new NSWRL Centre of Excellence provides us with a wonderful opportunity.

I'd personally like to thank NSWRL CEO David Trodden, Chairman Dr George Peponis OAM and the Board for their belief in my vision, as well as the commitment they have shown both me and my team. That group, both the players and the off-field experts, continues to work hard to bring the shield down south. We can't wait for the 2016 series.

**Laurie Daley**  
NSW VB Blues Head Coach

# 2015 ORIGIN RESULTS

## ORIGIN I

**Queensland 11** (Cooper Cronk, Will Chambers tries; Johnathan Thurston goal; Cronk field goal) **defeated NSW 10** (Josh Morris, Beau Scott tries; Trent Hodkinson goal) at ANZ Stadium, Sydney on Wednesday, 27 May, 2015. Crowd: 80,122

## ORIGIN II

**NSW 26** (Michael Jennings, Josh Morris, Aaron Woods, Josh Dugan tries; Hodkinson 5 goals) **defeated Queensland 18** (Matthew Scott, Greg Inglis, Matt Gillett tries; Johnathan Thurston 3 goals) at Melbourne Cricket Ground, Melbourne, Wednesday, 17 June, 2015. Crowd: 91,513

## ORIGIN III

**Queensland 52** (Dane Gagai, Josh Papalii, Greg Inglis, Matt Gillett, Michael Morgan, Darius Boyd, Will Chambers, Aidan Guerra tries; Justin Hodges, Johnathan Thurston 9 goals) **defeated NSW 6** (Michael Jennings try; Trent Hodkinson goal) at Suncorp Stadium, Brisbane, Wednesday 8 July, 2015. Crowd: 52,500



# BLATCHYS BLUES

In 2015 The Star-backed Blatchys Blues – the official supporter group of the NSW VB Blues – got behind our State of Origin side like never before.

The group with Blue on their hearts and on their heads was loud and proud and turned out in numbers never seen previously. At Origin I at ANZ Stadium on May 27, a record total of 15,156 Blatchys Blues got behind VB Blues coach Laurie Daley and his men. And the group's great support continued across the final two matches of the series too, with a sea of Blue also at the Melbourne Cricket Ground (among a record 91,513-strong crowd) and at Origin III in Brisbane. With two matches to be played at the VB Blues' home ground in 2016, ANZ Stadium, and with the incredible following of the New South Wales public and the generous support of The Star, Blatchys Blues will be back bigger, stronger, louder and more passionate than ever in 2016.



## » 15,156 AT ORIGIN I



# OTHER REPRESENTATIVE FOOTBALL

## BABY BLUES U16s, 18s AND 20s

The New South Wales Rugby League Pathway Programs continue to pave the way forward for our most promising junior players. Significant steps were taken across the 2015 season, with new personnel including league legends Brad Fittler, Danny Buderus, Jamie Feeney and Todd Payten joining the likes of Dean Pay to set the standard for our future generation of NSW Origin players.

Our under-16s and under-18s had chances to win their matches this season, but missed their opportunities to be defeated at ANZ Stadium and in Melbourne respectively.

The Under-20s though remain the greatest success story of the NSWRL Pathway Programs, with Pay's crew once again chalking up a victory. The 16-point defeat of Queensland in the curtain-raiser to Origin III marks the fourth consecutive victory the Under-20s have enjoyed over their northern rivals – a clear sign that sustained success at all levels of NSWRL's high-performance programs, on the back of that newly formed leadership committee, is just around the corner.

**Barrie-Jon Mather**  
General Manager – Football NSWRL



The Under-20s side remains the greatest success story of the NSWRL Pathway Programs.

### UNDER-16s

**Queensland 10** (Travis Turnbull, Nathan Barrett tries; Travis Turnbull goal) **defeated New South Wales 6** (Campbell Graham try; Luke Medcalf goal) prior to Origin I at ANZ Stadium, Sydney.



### UNDER-18s

**Queensland 22** (Samuelu Lavea, Ross Bella, Jaydn Su'a, Joshua Faudid tries; Faudid 3 goals) **defeated New South Wales 18** (Ryan Papenhuyzen, Curtis Scott, Reimis Smith tries; Brock Lamb 3 goals) prior to Origin II at Melbourne Cricket Ground.



### UNDER-20s

**New South Wales 32** (Brian Kelly 4, Latrell Mitchell, Jackson Hastings tries; Hastings 4 goals) **defeated Queensland 16** (Gideon Gela-Mosby, Alex Barr, Luke Bateman tries; Ash Taylor 2 goals) prior to Origin III at Suncorp Stadium, Brisbane.

## OTHER REPRESENTATIVE FOOTBALL

### NSW WOMEN'S INTERSTATE CHALLENGE

The NSW Women's side, coached by former Dragons and Wests Tigers playmaker Mathew Head, continues to make impressive strides. After a sustained period of Queensland dominance for 16 successive years, NSW held the Maroons to a 4-all draw in Townsville, a significant step forward for the women's game in this state. The side, led by the likes of Elianna Walton, Sam Hammond, Ruan Sims and Kezie Apps, like the rest of the Pathway Programs teams, look set for success in the years to come.



**Queensland 4** (Chelsea Baker try) **drew New South Wales 4** (Isabelle Kelly try) at 1300SMILES Stadium, Townsville.

### NSW U16s INDIGENOUS ALL STARS

Stealing a dramatic 24-all draw, the NSW Under-16 Indigenous side courageously fought back in the dying minutes, finishing in a stalemate at the annual All Stars contest on the Gold Coast.



Trailing 10-6 before half-time, NSW locked the scores before the break and refused to quit despite the odds stacked against them.

Crossing to narrow the margin to two points with three minutes from full-time, five-eighth Braeden Stewart nailed a 30m penalty goal after the full-time siren to seize the remarkable draw.

### 2015 AAMI COUNTRY-CITY

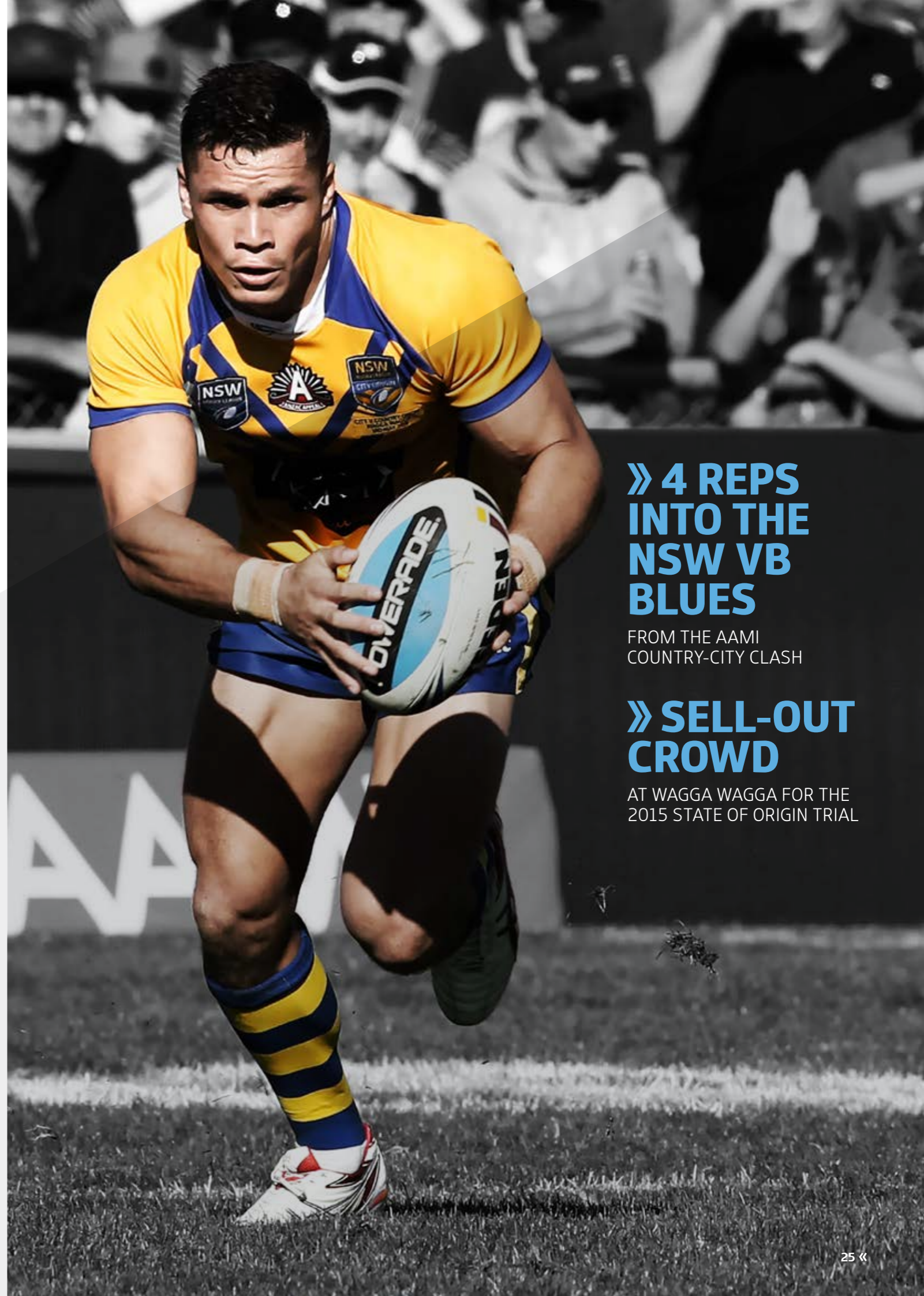
The annual AAMI Country-City clash remains a favourite among fans – highlighted by a sell-out at Wagga Wagga for the 2015 State of Origin trial.

The gates had to be shut as the Riverina got behind the sides coached by Trent Barrett (Country) and Brad Fittler (City), with AAMI Country eventually triumphing over KARI City.

The 10-try footy feast was the finest of rugby league spectacles, with a total of four representatives from the clash going on to represent the NSW VB Blues in the 2015 State of Origin series.

Tamworth will host the 2016 AAMI Country-City clash at a new-look Scully Park Regional Sporting Precinct.

**Country Origin 34** (James McManus, Akuila Uate, David Mead, Tariq Sims, Jack Wighton, Jarrod Croker tries; James Maloney 5 goals) **defeated City Origin 22** (Blake Austin 3, James Tedesco tries; Matt Moylan 3 goals) at McDonald's Park in Wagga Wagga.



» 4 REPS INTO THE NSW VB BLUES

FROM THE AAMI COUNTRY-CITY CLASH

» SELL-OUT CROWD

AT WAGGA WAGGA FOR THE 2015 STATE OF ORIGIN TRIAL

## NSWRL SENIOR COMPETITIONS

It was the tightest competition in history with a wide-open race for the premiership.

### VB NSW CUP

The level of competition continues to grow, with the VB NSW Cup ushering a number of talented players into first grade while nurturing the next generation of young stars developing their skills in their quest to play in the NRL.

The battle for the top eight finals berths went down to the wire with positions not decided until the final round of the season. There was a three-way tie for first place, with Mounties edging out the Wyong Roos and Penrith Panthers for the minor premiership by a single point in the for-and-against column. Trans-Tasman rivals, the New Zealand Warriors, rounded out the top four, with many tipping the Canterbury Bankstown Bulldogs and North Sydney Bears as premiership dark horses.

The Newcastle Knights embarked on a magical fairy-tale finish to the season, storming from seventh place to book themselves an unlikely grand

final return after last year's horror loss to Penrith in the premiership decider. Sneaking into the top eight, Newcastle timed their run to perfection to set up inspirational captain Clint Newton for a hero's send-off before retiring at season's end.

Determined to avenge their bitter grand final disappointment in 2014, the Knights claimed an emotional 2015 VB NSW Cup title, beating Wyong 20-10, gifting Newton the perfect ending to a stellar 15-year career.

In its second year, the National State Championship remained in Queensland, with the NSW representatives, the Knights, unable to hold off Intrust Super Cup victors – the Ipswich Jets – in a 26-12 thriller.

Despite missing out on the premiership, it was a successful season for Wyong, who went from wooden-spooners in their inaugural season in 2013, to grand finalists in just their third year in the competition. The Roos developed into one of the season's powerhouses and missed out on the minor premiership by the absolute slimmest of margins. There's no doubt their NRL affiliation with the Sydney Roosters was a roaring success and will continue to blossom next season.

The Panthers were admirable in their premiership defence, ravaged by injury and battling through multiple line-up changes, before bowing out in the semi-final. Coach Garth Brennan was rewarded for his prevailed success as he was appointed new NRL Assistant Coach for 2016.

Mounties, Warriors, Bulldogs and Bears took impressive strides into premiership forces, and will no doubt be sides to be reckoned with next season.

Mounties Mitch Barnett received VB NSW Cup Players of the Year honours for an outstanding season, with many tipping great things to come in the NRL.

The VB NSW Cup was well supported this season across all media platforms. Between our press partners – radio broadcasters 2GB, ABC, Hawkesbury Radio, Triple H FM, Alive 90.5 and 89.3 and Steele Sports; weekly television broadcasts on Fox Sports and Sky Sports New Zealand; Rugby League Week, Big League and Rugby League Review – the game continues to draw higher levels of fans.



VB NSW CUP LADDER

POSITION		P	W	D	L	B	F	A	+/-	PTS
1	Mounties	25	14	2	6	3	653	493	160	36
2	Wyong Roos	25	15	0	7	3	581	422	159	36
3	Penrith Panthers	25	15	0	7	3	491	387	104	36
4	NZ Warriors	25	13	0	9	3	516	558	-42	32
5	Canterbury Bankstown Bulldogs	25	12	0	10	3	578	524	54	30
6	Manly Sea Eagles	25	11	0	11	3	584	571	13	28
7	Newcastle Knights	25	11	0	11	3	552	542	10	28
8	North Sydney Bears	25	9	2	11	3	550	563	-13	26
9	Newtown Jets	25	8	1	13	3	492	560	-68	23
10	Illawarra Cutters	25	8	0	14	3	526	552	-26	22
11	Wests Tigers	25	7	1	14	3	460	586	-126	21
12	Wentworthville Magpies	25	6	0	16	3	402	627	-225	18



## NSWRL SENIOR COMPETITIONS

### RON MASSEY CUP AND SYDNEY SHIELD

The Ron Massey Cup produced another thrilling season with the final eight decided in the final round of the competition, with all but one team still in finals contention. Even then, it took point differential to decide the final eight sides, with just one competition point separating teams five to eight.

Most fans backed minor premiers Mounties to storm into their third consecutive grand final and finally lift their first Ron Massey Cup.

However, they were forced to take the hard road after a shock week one upset loss to the Windsor Wolves. Their grand final opponent – third-placed Asquith Magpies – followed a similar path, dropping their week one match before enduring two weeks of sudden death football to take their place on the big stage.

Going into the decider, history was not on the favourites' side after Mounties had fallen on the big stage in three of the past four occasions. With nothing to lose, Asquith showed no fear and took it straight to Mounties, trailing 10-6 at half-time. Mounties suffered a heavy set-back, when inspirational captain Jake Walsh was taken off the field following a head clash in the 20th minute.

However, Mounties showed why they were the team to beat all season with a convincing 30-14 victory, to celebrate their first Ron Massey Cup win.

Congratulations to all of the competing sides for making 2015 another resounding success, with a special mention to Concord Burwood Wolves Alofi Mataele, who was awarded the Ron Massey Cup Player of the Year.



The 2015 Sydney Shield was one of the tightest competitions to date, with a climatic Grand Final finish between the Wentworthville Magpies and Hills District Bulls.

The competition saw just three points separating teams two to six on the table. It was Wentworthville who set the bar in the Sydney Shield, capturing the minor premiership by eight points, losing just three games all season on their way to the Grand Final.

Wentworthville's dominance didn't faze the Hills District Bulls who marched from fifth place through

three weeks of elimination football to book their first-ever Sydney Shield grand final appearance.

With the added psychological advantage of defeating Wentworthville 32-18 in their only regular-season meeting, Hills District entered the Grand Final full of confidence.

The match lived up to expectations with a heart-stopping 26-22 victory to Wentworthville.

Hundreds of extremely passionate Bulls supporters inspired their team to an early 16-0 lead but Wentworthville came roaring back to steal the miracle win and add to their 2012 Sydney Shield triumph.

Hills District deserve to be extremely proud of their efforts in reaching the Grand Final, as well as to all teams competing throughout the season. Ben Baker was superb for the East Campbelltown Eagles, receiving the Sydney Shield Player of the Year.



The crowd was left in awe, having witnessed one of the best rugby league contests this season.

### WOMEN'S RUGBY LEAGUE

It was a year of significant growth for women's rugby league with the incorporation of the women's competition coming into the NSW Rugby League structure. The new structure emphasises the importance of women in rugby league while supporting the development and participation of women from grass roots under-age competitions, right through to the elite level of the NSW team in the annual Interstate Challenge.

The partnership marked a rise, in the Sydney Metropolitan Women's Rugby League in 2015, to 11 teams and 222 players across two pools. Eight Sydney teams took part along with Berkeley Vale, Helensburgh and Maitland. In a climactic finish, Greenacre escaped with a thrilling 14-12 Grand Final cliff-hanger over a gutsy and inspirational Forestville side. The crowd at New Era Stadium in Cabramatta was left in awe having witnessed a top-quality, highly-entertaining affair, in one of the best rugby league contests this season.
















RON MASSEY CUP LADDER

POSITION		P	W	D	L	B	F	A	+/-	PTS
1	 Mounties	22	18	0	2	2	724	322	402	40
2	 Wenworthville Magpies	22	14	0	6	2	602	343	259	32
3	 Asquith Magpies	22	12	0	8	2	607	460	147	28
4	 Windsor Wolves	22	12	0	8	2	486	510	-24	28
5	 Guildford Owls	22	9	1	10	2	529	543	-14	23
6	 Concord Burwood	22	9	1	10	2	540	572	-32	23
7	 Blacktown Workers	22	9	0	11	2	558	457	101	22
8	 Auburn Warriors	22	9	0	11	2	619	558	61	22
9	 Western Suburbs Magpies	22	9	0	11	2	477	518	-41	22
10	 Cabramatta Two Blues	22	8	0	12	2	586	563	23	20
11	 Kingsgrove Colts*	22	0	0	20	2	232	1114	-882	2

\* Kingsgrove Colts have been penalised two competition points as a breach notice.

SYDNEY SHIELD LADDER

POSITION		P	W	D	L	B	F	A	+/-	PTS
1	 Wenworthville Magpies	22	17	0	3	2	671	412	259	38
2	 Windsor Wolves*	22	13	2	5	2	652	474	178	30
3	 Peninsula Seagulls	22	13	0	7	2	602	474	128	30
4	 Mounties	22	13	0	7	2	608	503	105	30
5	 Hills District Bulls	22	12	1	7	2	602	424	178	29
6	 East Campbelltown Eagles	22	11	1	8	2	592	450	142	27
7	 Belrose Eagles	22	9	0	11	2	504	466	38	22
8	 Guildford Owls	22	8	2	10	2	479	514	-35	22
9	 Blacktown Workers	22	7	1	12	2	554	573	-19	19
10	 Auburn Warriors**	22	7	1	12	2	532	684	-152	17
11	 Cabramatta Two Blues	22	5	2	13	2	524	818	-294	16
12	 Asquith Magpies	22	5	1	14	2	421	617	-196	15
13	 Western Suburbs Magpies	22	4	1	15	2	431	763	-332	13

\* Windsor Wolves have been penalised two competition points as a breach notice for playing an unregistered player.

\*\* Auburn Warriors have been penalised two competition points as a breach notice.

Western Suburbs were awarded a 0-0 forfeit win against Peninsula in Round 14.

## NSWRL JUNIOR COMPETITIONS

The New South Wales Rugby League Junior Representative competitions continue to prove themselves as breeding grounds for the next generation of talent.

### HAROLD MATTHEWS AND SG BALL COMPETITIONS

The 2015 season saw tightly contested matches in both the Harold Matthews and SG Ball competitions, with some of this year's stars no doubt soon to shine on league's biggest stage.

In both the 2015 SG Ball and Harold Matthews competitions, it was the Cronulla Sharks who emerged as champions, defeating the South Sydney Rabbitohs (24-16) and the Parramatta Eels (30-16) in the respective deciders.

And that success in NSWRL's under-age competitions continued at national level, with the Sharks ultimately being crowned National Champions after defeating the Townsville Stingers at both under-16s and under-18s level.


















The Sharks looked set to finish as national runners-up in the Under-18s until the final minute of the match when a one-handed Curtis Scott offload gifted Cameron Scott a try in a four-pointer similar in style and significance to the Cowboys' NRL Grand Final 'Hail Mary' play involving Michael Morgan and Kyle Feldt.

The 2015 SG Ball competition was closely contested, with the Panthers, Raiders, Rabbitohs and Tigers hot on the heels of the eventual champions Cronulla.


















It was a similar story in the 2015 Harold Matthews competition, with the Eels, Tigers, Bulldogs, Rabbitohs and Magpies also performing strongly.



HAROLD MATTHEWS LADDER

POSITION		P	W	D	L	B	F	A	+/-	PTS
1	 Parramatta	12	10	0	1	1	378	102	276	22
2	 Balmain	12	10	0	2	0	296	191	105	20
3	 Cronulla Sharks	13	8	1	3	1	352	202	150	19
4	 Canterbury Bankstown Bulldogs	11	8	0	2	1	279	152	127	18
5	 South Sydney	11	5	1	4	1	232	172	60	13
6	 Western Suburbs Magpies	11	6	0	5	0	280	274	6	12
7	 Penrith Panthers	10	4	1	4	1	216	180	36	11
8	 Manly Sea Eagles	10	5	0	5	0	212	268	-56	10
9	 Canberra	9	3	2	3	1	120	182	-62	10
10	 Illawarra	9	3	1	4	1	162	176	-14	9
11	 Newcastle Knights	9	3	2	4	0	202	236	-34	8
12	 Western Sydney Academy	9	1	2	5	1	120	172	-52	6
13	 South Western Sydney AOS	9	2	0	6	1	98	236	-138	6
14	 Central Coast	9	2	1	6	0	170	234	-64	5
15	 North Sydney Bears	9	2	1	6	0	146	224	-78	5
16	 St George	9	2	0	7	0	90	238	-148	4
17	 Sydney Roosters	9	1	0	8	0	174	288	-114	2

SG BALL LADDER

POSITION		P	W	D	L	B	F	A	+/-	PTS
1	 Cronulla Sharks	13	8	1	3	1	268	220	48	19
2	 Penrith Panthers	11	7	1	2	1	308	132	176	17
3	 Canberra	11	7	1	2	1	302	221	81	17
4	 South Sydney	13	7	1	4	1	296	233	63	17
5	 Balmain	11	8	0	3	0	336	140	196	16
6	 Manly Sea Eagles	11	7	0	4	0	318	197	121	14
7	 Parramatta	10	5	0	4	1	258	225	33	12
8	 Newcastle Knights	10	6	0	4	0	270	252	18	12
9	 St George	9	5	0	4	0	222	218	4	10
10	 Illawarra	9	4	0	4	1	197	202	-5	10
11	 Western Sydney Academy	9	3	1	4	1	188	216	-28	9
12	 Canterbury Bankstown Bulldogs	9	2	1	5	1	174	224	-50	7
13	 Western Suburbs Magpies	9	3	0	6	0	174	265	-91	6
14	 West Coast Pirates	9	2	0	6	1	106	258	-152	6
15	 Central Coast	9	2	0	7	0	202	286	-84	4
16	 Sydney Roosters	9	1	1	7	0	162	246	-84	3
17	 North Sydney Bears	9	0	1	8	0	112	358	-246	1

SECTION 02

# OUR COMMUNITY



### INDIGENOUS FOOTBALL

2015 was a significant year on and off the field for NSWRL's Indigenous Programs. NSWRL-led and supported events attracted thousands of participants and spectators across the state and beyond. Headlining the large number of festivals and gala days were the NSW Aboriginal Knockout, the Nations of Origin and the Koori Knockout tournaments.

These represent not only significant rugby league events but some of the largest Indigenous gatherings in the world. Coupled with the ongoing success of the Redfern Nines, the Ronny Gibbs Shield, the Harmony Cup and the Ricky Walford Shield, it is clear the huge influence rugby league has across the state of NSW.

## COMMUNITY FOOTBALL

2015 was a fantastic year – and a very busy season – in support of Community Football.

There were competitions for everyone, no matter what age, gender or ability. In a variety of programs, competitions were hosted for those suffering physical or intellectual disabilities, those studying and for members of the police force and armed services.

The NSWRL staged inclusive disabilities programs with district clubs designed for people of all physical and intellectual disabilities who wanted to play rugby league or get involved in an administrative capacity. Wheelchair Rugby League returned for another season, with men and women aged 14 to 60 taking part. This year featured a state clash between NSW and Queensland for the first time, with NSW convincingly edging out their Queensland counterparts.

The Push and Power Rugby League also resumed for those in electric and hand-powered wheelchairs, along with the Physical Disabilities Rugby League – two essential programs promoting social inclusion and the importance of exercise for everyone. The Physical Disabilities Rugby League affords those with physical disabilities the opportunity to play tackle or tag versions of rugby league.



The Community Connects program celebrated another successful year, training people with disabilities to fulfil a variety of roles with the community and be involved in rugby league. These participants have provided valuable assistance with NSWRL events – such as the NSWRL All Schools Carnival, Cabramatta Nines and disability sports days – as well as many volunteer roles within local Junior Rugby League clubs, including ground officials, time keepers and other positions.

Programs were run for those dedicating their lives in defending society in the defence and police forces. This year the Australian Combined Armed Services and NZ Defence Force met in the curtain-raiser to the Test between Australia and New Zealand at Suncorp Stadium, as part of the 100-year ANZAC commemorations. The police forces competitions were also played regularly, with Eastern Suburbs edging out Cronulla in the Grand Final. This year's Origin fixture between the NSW and Queensland police forces resulted in a thrilling 10-all draw.

The NSWRL also held a popular "Rugby League 4 All" program – a non-formal competition to encourage participation for people with intellectual disabilities.

It remains a high priority for the NSWRL to dedicate resources in continuing the success of the competitions and programs available to people of all ages, and physical and intellectual disabilities.



# COMMUNITY PROGRAMS

The NSWRL continues to improve the lives of people both on and off the field.

From far-reaching community drives and campaigns to our ever-improving player welfare and education programs, NSWRL reaches more people, both involved in rugby league and away from the game, than ever before.

In 2015 the Hogs for the Homeless bike tour headlined NSWRL's numerous community campaigns. Led by former Origin player Brad Fittler, the tour engages with the NSW community and raises much-needed funds for Father Chris Riley's Youth Off the Streets program. In 2015, a total of \$59,872 was raised for the program.




The Starlight Children's Foundation also received support through the joint efforts of the VB NSW Cup, the NSWRL and the NSWRL Junior Leagues, with dedicated rounds in the 2015 season raising funds for the organisation. This year, more than \$21,000 was raised for the organisation – funds that granted wishes for seriously ill children across the country.



The NSWRL and the community also rallied behind promising young player Kurt Drysdale, who was seriously injured earlier in the year. Through dedicated Unite for Kurt Rounds and fundraising efforts by many groups and individuals across the state and throughout the game, several hundred thousand dollars have been raised to support Kurt and his family.

In 2015, NSWRL's Welfare and Education Department continued its strong work, with a total of 1048 players and staff having now successfully completed an online program designed to empower and educate. The Welfare and Education Department also continued its educational partnership with the International College of Management in Sydney alongside its work improving the lives of NSWRL players, preparing the future generations for success on and off the field.



## INDIGENOUS COMMUNITY PROGRAMS

NSWRL is a proud supporter of Indigenous rugby league and is committed to engaging the wider Indigenous communities and improving lives through its range of carnivals, camps, clinics and projects.

NSWRL partnered with NSW Health to help deliver the Knockout Health Challenge, which saw 28 teams from 28 Indigenous communities lose a total of 2700kg. The program encourages and supports community teams, groups and individuals to address their diet and exercise routines and make healthy, positive lifestyle choices.

Another initiative included an Indigenous Young Achievers Tour. A squad of non-elite Indigenous boys from Western NSW took part in a cultural and rugby league tour of a lifetime to France and Italy.

» MORE THAN \$80,000 RAISED FOR CHARITY

» 28 TEAMS, 28 COMMUNITIES, 2700KG LOST

# MEDIA COVERAGE

The NSWRL again captured Australia's attention, attracting significant numbers across all levels of competitions and its blue-chip brand.

The 2015 State of Origin series attracted a live Channel 9 peak audience of 12.81 million in Australia. The blockbuster three-match series was also broadcast into more than 90 countries and territories around the world.

Game 2's crowd at the Melbourne Cricket Ground broke a State of Origin record, with 91,513 attending. It beat the previous largest Origin crowd of 88,336, set in Sydney in 1999.

The NSW VB Blues drew major interest in the digital domain. The NSW Blues Facebook page reached a total audience of 6,679,947 when combining all three game days, with the side's Game 2 triumph in Melbourne reaching just under 2.5 million alone.

More than 1.4 million page views were received by nswrl.com.au over the course of the Origin campaign. The organisation's website also attracted record numbers on NSWRL Grand Final Day, tipping 56,000 page views, the highest of any day outside the Origin period.

At NSW Cup level the interest was also high, with the NSWRL Grand Final Day broadcast of the VB NSW Cup between Wyong and Newcastle attracting an audience of 187,173.

Throughout the year the VB Blues and coach Laurie Daley received unprecedented media exposure across radio, television and print – indicative of the greater-than-ever reach of the NSWRL brand. The NSW VB Blues had a regular presence in newspapers and magazines, and across TV, radio and digital broadcast throughout 2015.

The year ahead for the NSWRL, following a year of unprecedented growth and interest, looks incredibly bright.



The NSW VB Blues drew major interest, across all formats, in the digital domain.

## » 12.81 MILLION VIEWERS

OF THE 2015 STATE OF ORIGIN SERIES IN AUSTRALIA

## » MORE THAN 90 COUNTRIES

AND TERRITORIES AROUND THE WORLD BROADCAST THE ORIGIN SERIES





SECTION 03

# RECORDS IN 2015





## NSWRL LIFE MEMBERS

### NAME, ELECTED

Abercrombie, J 1908  
Boss, G 1908  
Brackenreg, H 1908  
Brackenreg, G 1908  
Bressington, G 1908  
Buckle, A 1908  
Burdon, A 1908  
Burdon, R 1908  
Cann, W.A 1908  
Carty, R 1908  
Cheadle, F 1908  
Conlon, A 1908  
Costello, T.B 1908  
Courtney, E.Jnr 1908  
Courtney, E.Snr 1908  
Cribb, J 1908  
D'Alpuget, L 1908  
Devereaux, J 1908  
Dobbs, A 1908  
Fenely, J 1908  
Flegg, H 1908  
Ford, C.H 1908  
Fry, E 1908  
Giltinan, J.J (Founder) 1908  
Glanville, H 1908  
Graves, R 1908  
Halloway, A 1908  
Hamill, H.C 1908  
Headley, C 1908  
Hennessy, A.S 1908  
Hoyle, H.C. M.L.A. 1908  
Hutchinson, R 1908  
Lawrence, H.E 1908  
Lutge, D 1908  
Mable, R 1908  
Macnamara, A.L.H 1908  
McQuade, P 1908  
Messenger, H.H 1908  
Miller, H.R 1908  
Moir, R 1908

Noble, W 1908  
Odbert, H 1908  
O'Farrell, T 1908  
Pearce, S 1908  
Rosenfeld, A 1908  
Scott, N.H 1908  
Smallwood, R 1908  
Smith, H 1908  
Stack, J 1908  
Stuntz, J 1908  
Trumper, V 1908  
Weymark, A 1908  
Ball, S.G 1912  
Quinlan, J 1912  
Carpenter, S 1913  
Frawley, D 1913  
Blue, J.E 1914  
Brennan, G 1914  
Edwards, J 1914  
Hooper, E.J 1914  
Larkin, Serg E.J. M.L.A 1914  
Mead, E.J 1914  
Moffatt, J.B 1914  
Phelan, T.E 1914  
Smith, J.Joynton, the Hon 1914  
Upton, C.H.J 1915  
Webb, W 1915  
Ellis, W.J 1916  
Kelley, H.P.S 1916  
Butler, A 1919  
Chaseling, W.A 1919  
Latta, A 1919  
McFayden, E 1920  
Broomham, A 1921  
Davis, H 1921  
Fitzgerald, T 1921  
Hallett, H 1921  
Lennon, W 1921  
McDougall, C 1921  
McGrath, J 1921

Ballerum, A 1922  
Lennon, R 1922  
Apoloney, J 1923  
Dawson, G 1923  
Kelly, W.J 1924  
McMahon, T.I 1924  
Flowers, F. the Hon, M.L.C. 1924  
Fraser, C 1925  
Schofield, L 1926  
Dargan, J.L 1927  
Elliot, C.J 1927  
Haron, F 1928  
Delaney, F 1931  
Hawkes, A 1931  
Lees, C 1931  
Neill, W 1931  
Horder, H 1931  
Burge, F 1934  
Bruce, W 1935  
Savage, R.E, the Hon M.L.C. 1935  
Latta, R.A 1936  
Johnston, A 1938  
Gray, A 1939  
Lynch, C.J 1939  
Bennett, W.G 1941  
Corbett, C.G 1941  
Fusedale, R.G 1942  
Horne, J.P 1943  
Pert, S 1944  
Russell, C.J 1944  
Oxford, A 1946  
Steel, L.W 1947  
Fahy, C.W 1949  
Matthews, H.R. M.B.E. 1949  
Justice, A.J 1950  
Brennan, M.T 1952  
Bowd, H.R 1953  
Buckley, W.G O.B.E. 1953  
Wales, B.P 1954  
Brand, A.W 1955

Burns, E.E 1955  
McGauley, J.V 1956  
Robinson, N.C 1957  
Kessey, J.H 1958  
Folwell, A 1959  
Neill, J.C 1959  
Evatt, Dr, H.V 1960  
Dunn, R.A O.A.M. 1960  
Lynch, J.E 1961  
Munro, J.L 1961  
O'Neill, S.A 1961  
Drews, J.R 1966  
Watson, D.W 1966  
Ford, J.J 1968  
O'Toole, J.J M.B.E., O.B.E. 1968  
Kingston, A.M. 1969  
Bishop, G 1971  
Liston, R 1971  
Toby, A 1971  
Wigzell, C.E. B.E.M. 1971  
Charlton, K.J 1971  
Mackie, A.I. M.B.E. 1971  
McKinnon, R.H. B.E.M. 1972  
Kell, C 1972  
Argent, J.N. O.B.E., O.A.M 1973  
Cohen, O 1973  
Loveday, T 1973  
Facer, F 1974  
Stehr, A.B 1974  
Walsh, K 1974  
Forbes, H.H 1975  
Kelly, L.T 1975  
Simpson, S.A 1975  
Moses, J.A. B.E.M. 1975  
Clunas, G 1975  
Cahill, C 1976  
Goodman, T.L. M.B.E. 1976  
Fry, D 1978  
Ibbitson, R.J 1978  
Shiner, A. O.A.M. 1978

O'Brien, J 1979  
Arthurson, K.R. A.M. 1979  
Beaver, W.F 1979  
Cox, E.H, O.A.M. 1980  
Humphreys, K.E 1980  
Bellew, T.J. O.A.M. 1981  
Gibson, C.H 1981  
Willoughby, G 1982  
Bell, L 1982  
Johnson, F. O.A.M. 1982  
Duggan, J.T 1983  
Holman, K.V. M.B.E. 1983  
O'Donnell, R.S 1983  
Stephen, K.G 1984  
Farrington, F.J 1984  
Abbott, R.J. A.M. 1985  
Walsh, F 1985  
Pearce, C.F 1985  
Barnhill, D 1986  
Hammerton, E.A.E. O.A.M. 1986  
Price, G 1986  
Hyde, F.P. M.B.E., O.A.M 1987  
Williams, L.G 1987  
Hampstead, J 1988  
McCaffery, K.A 1988  
Porter, M 1988  
Bull, E.R 1989  
Moore, P.S. O.A.M. 1989  
McIntyre, L.J OAM 1989  
Neville, A 1989  
Byrne, V.J. OAM 1990  
Kimberley, W 1991  
Daley, D 1992  
Richards, A 1993  
Barnes, W.K. A.M. 1994  
Rayner, W 1995  
Broughton, P 1995  
Doust, S.L. O.A.M. 1995  
McCall, I 1995  
Matthews, L 1996

Quayle, J 1996  
Raper, J. M.B.E. 1997  
Monaghan, Dr W 1997  
Lumsden, E 1998  
Mossop, R 1999  
Falla, M 2000  
Hayes, J 2000  
Lanesbury, R 2000  
Millward, R, O.A.M 2001  
Nelson, B, O.A.M. 2001  
Watson, R, 2001  
Walsh, B, O.A.M. 2002  
Wright, G 2002  
Corcoran, P O.A.M. 2003  
Roberts, K 2003  
Elliss, P 2004  
Massey, R 2004  
McCarthy, R. M.B.E 2004  
Coote, R. A.M 2005  
Gibson, J. O.A.M 2005  
Thompson, F 2005  
Bampton, D, O.A.M 2006  
Feltis, D 2006  
Stone, M 2006  
Spagarino, D 2007  
Riordan, J 2007  
Cleary, M.A. AO 2008  
Kurtz, B 2008  
Piggins, G 2008  
Fitzgerald, D AM 2009  
Powell R 2009  
Aggett, K 2012  
Wallace, B 2012  
King, J 2013  
Renilson, C 2013  
Chalk, J 2014  
McMartin, J 2014



## NSWRL FIRST GRADE

### YEAR, PREMIERS, RUNNERS UP

1908 South Sydney, Eastern Suburbs  
 1909 South Sydney, Balmain  
 1910 Newtown, South Sydney  
 1911 Eastern Suburbs, Glebe  
 1912 Eastern Suburbs, Glebe  
 1913 Eastern Suburbs, Newtown  
 1914 South Sydney, Newtown  
 1915 Balmain, Glebe  
 1916 Balmain, South Sydney  
 1917 Balmain, South Sydney  
 1918 South Sydney, Western Suburbs  
 1919 Balmain, Eastern Suburbs  
 1920 Balmain, South Sydney  
 1921 North Sydney, Eastern Suburbs  
 1922 North Sydney, Glebe  
 1923 Eastern Suburbs, South Sydney  
 1924 Balmain, South Sydney  
 1925 South Sydney, Western Suburbs  
 1926 South Sydney, University  
 1927 South Sydney, St George  
 1928 South Sydney, Eastern Suburbs  
 1929 South Sydney, Newtown  
 1930 Western Suburbs, St George  
 1931 South Sydney, Eastern Suburbs  
 1932 South Sydney, Western Suburbs  
 1933 Newtown, St George  
 1934 Western Suburbs, Eastern Suburbs  
 1935 Eastern Suburbs, South Sydney  
 1936 Eastern Suburbs, Balmain  
 1937 Eastern Suburbs, South Sydney  
 1938 Canterbury, Eastern Suburbs  
 1939 Balmain, South Sydney  
 1940 Eastern Suburbs, Canterbury  
 1941 St George, Eastern Suburbs  
 1942 Canterbury, St George  
 1943 Newtown, North Sydney  
 1944 Balmain, Newtown  
 1945 Eastern Suburbs, Balmain  
 1946 Balmain, St George  
 1947 Balmain, Canterbury

1948 Western Suburbs, Balmain  
 1949 St George, South Sydney  
 1950 South Sydney, Western Suburbs  
 1951 South Sydney, Manly  
 1952 Western Suburbs, South Sydney  
 1953 South Sydney, St George  
 1954 South Sydney, Newtown  
 1955 South Sydney, Newtown  
 1956 St George, Balmain  
 1957 St George, Manly  
 1958 St George, Western Suburbs  
 1959 St George, Manly  
 1960 St George, Eastern Suburbs  
 1961 St George, Western Suburbs  
 1962 St George, Western Suburbs  
 1963 St George, Western Suburbs  
 1964 St George, Balmain  
 1965 St George, South Sydney  
 1966 St George, Balmain  
 1967 South Sydney, Canterbury  
 1968 South Sydney, Manly  
 1969 Balmain, South Sydney  
 1970 South Sydney, Manly  
 1971 South Sydney, St George  
 1972 Manly, Eastern Suburbs  
 1973 Manly, Cronulla  
 1974 Eastern Suburbs, Canterbury  
 1975 Eastern Suburbs, St George  
 1976 Manly, Parramatta  
 1977 St George, Parramatta  
 1978 Manly, Cronulla  
 1979 St George, Canterbury  
 1980 Canterbury, Eastern Suburbs  
 1981 Parramatta, Newtown  
 1982 Parramatta, Manly  
 1983 Parramatta, Manly  
 1984 Canterbury, Parramatta  
 1985 Canterbury, St George  
 1986 Parramatta, Canterbury  
 1987 Manly, Canberra

1988 Canterbury, Balmain  
 1989 Canberra, Balmain  
 1990 Canberra, Penrith  
 1991 Penrith, Canberra  
 1992 Brisbane, St George  
 1993 Brisbane, St George  
 1994 Canberra, Canterbury  
 1995 Sydney Bulldogs, Manly  
 1996 Manly, St George  
 1997 Newcastle, Manly  
 1998 Brisbane, Canterbury\*  
 1999 Melbourne, St George Illawarra\*  
 2000 Brisbane, Sydney Roosters\*  
 2001 Newcastle, Parramatta\*  
 2002 Sydney City, New Zealand\*  
 2003 Penrith, Sydney City\*  
 2004 Bulldogs, Sydney Roosters\*  
 2005 Wests Tigers, Nth Qld Cowboys\*  
 2006 Brisbane, Melbourne\*  
 2007 No premier, Manly\*  
 2008 Manly, Melbourne\*  
 2009 No premier, Parramatta\*  
 2010 St George Illawarra, Sydney Roosters\*  
 2011 Manly Sea Eagles, NZ Warriors\*  
 2012 Melbourne, Canterbury\*  
 2013 Sydney Roosters, Manly\*  
 2014 South Sydney, Canterbury\*  
 2015 North Queensland, Brisbane\*

\* competition conducted by the NRL



## NSWRL PREMIER LEAGUE

Reserve Grade 1908-96; Presidents Cup 1997-98; NSWRL First Division 1999-2002; NSWRL Premier League 2003; VB NSW Cup 2008; NSW Cup 2009-2011; VB NSW Cup 2012-Present.

### YEAR, PREMIERS, RUNNERS UP

1908 Eastern Suburbs  
 1909 Eastern Suburbs  
 1910 Eastern Suburbs  
 1911 Eastern Suburbs  
 1912 Glebe  
 1913 South Sydney  
 1914 South Sydney  
 1915 Balmain  
 1916 Balmain  
 1917 South Sydney  
 1918 Glebe  
 1919 Glebe  
 1920 Glebe  
 1921 Glebe  
 1922 Newtown  
 1923 South Sydney  
 1924 South Sydney  
 1925 South Sydney  
 1926 South Sydney  
 1927 South Sydney  
 1928 Balmain  
 1929 South Sydney  
 1930 Balmain  
 1931 South Sydney  
 1932 South Sydney  
 1933 South Sydney  
 1934 South Sydney  
 1935 Eastern Suburbs  
 1936 Western Suburbs  
 1937 Eastern Suburbs  
 1938 St George  
 1939 Canterbury  
 1940 North Sydney  
 1941 Balmain  
 1942 North Sydney  
 1943 South Sydney  
 1944 Balmain  
 1945 South Sydney  
 1946 Balmain  
 1947 Newtown

1948 Newtown  
 1949 Eastern Suburbs  
 1950 Balmain  
 1951 Newtown  
 1952 South Sydney  
 1953 South Sydney  
 1954 Manly  
 1955 North Sydney  
 1956 South Sydney  
 1957 Balmain  
 1958 Balmain  
 1959 North Sydney  
 1960 Manly  
 1961 Western Suburbs  
 1962 St George  
 1963 St George  
 1964 St George  
 1965 Balmain  
 1966 South Sydney  
 1967 Balmain  
 1968 South Sydney  
 1969 Manly  
 1970 Newtown  
 1971 Canterbury  
 1972 Canterbury  
 1973 Manly  
 1974 Newtown  
 1975 Parramatta  
 1976 St George  
 1977 Parramatta  
 1978 Balmain  
 1979 Parramatta  
 1980 Canterbury  
 1981 Western Suburbs  
 1982 Balmain  
 1983 South Sydney  
 1984 Balmain  
 1985 St George  
 1986 Eastern Suburbs  
 1987 Penrith

1988 Manly  
 1989 North Sydney  
 1990 Brisbane  
 1991 North Sydney  
 1992 North Sydney  
 1993 North Sydney  
 1994 Cronulla  
 1995 Newcastle  
 1996 Cronulla  
 1997 Parramatta  
 1998 Canterbury  
 1999 Parramatta  
 2000 Bulldogs  
 2001 St George Illawarra  
 2002 Bulldogs  
 2003 Canberra  
 2004 Sydney Roosters  
 2005 Parramatta  
 2006 Parramatta  
 2007 Parramatta  
 2008 Wentworthville  
 2009 Bankstown City  
 2010 Canterbury  
 2011 Canterbury  
 2012 Newtown  
 2013 Cronulla  
 2014 Penrith  
 2015 Newcastle

## CLUB CHAMPIONSHIP

THE FLOWERS MEMORIAL PENNANT

### YEAR, PREMIERS

1930 Eastern Suburbs	1973 Newtown
1931 Eastern Suburbs	1974 Eastern Suburbs
1932 South Sydney	1975 Eastern Suburbs
1933 South Sydney	1976 Parramatta
1934 Eastern Suburbs	1977 Parramatta
1935 Eastern Suburbs	1978 Parramatta
1936 Eastern Suburbs	1979 Parramatta
1937 Eastern Suburbs	1980 Parramatta
1938 Canterbury	1981 Parramatta
1939 Canterbury	1982 Parramatta
1940 St George	1983 Manly
1941 Balmain	1984 St George
1942 St George	1985 St George
1943 Balmain	1986 Parramatta
1944 Balmain	1987 Manly
1945 Eastern Suburbs	1988 Manly
1946 St George	1989 South Sydney
1947 Balmain	1990 Canberra
1948 Western Suburbs	1991 Western Suburbs
1949 St George	1992 Brisbane/Newcastle
1950 Balmain	1993 Canterbury
1951 St George	1994 Canterbury
1952 South Sydney	1995 Cronulla
1953 South Sydney	1996 Brisbane
1954 South Sydney	1997 Parramatta
1955 St George	1998 Parramatta
1956 St George	1999 Parramatta
1957 St George	2000 Parramatta
1958 St George	2001 Parramatta
1959 St George	2002 Parramatta
1960 Western Suburbs	2003 Parramatta
1961 Western Suburbs	2004 Sydney Roosters
1962 St George	2005 Parramatta
1963 St George	2006 Sydney Roosters
1964 St George	2007 Penrith
1965 St George	2008 Parramatta
1966 St George	2009 Bulldogs
1967 South Sydney	2010 Canterbury
1968 South Sydney	2011 Canterbury
1969 South Sydney	2012 Balmain
1970 Eastern Suburbs	2013 Cronulla
1971 St George	2014 Penrith
1972 Manly	2015 Penrith

## BRAD FITTLER MEDAL

NSW PLAYER OF ORIGIN SERIES

### 2005 – PRESENT

2005 Matt King  
 2006 Steve Menzies  
 2007 Jarryd Hayne  
 2008 Danny Buderus  
 2009 Jarryd Hayne  
 2010 Kurt Gidley  
 2011 Paul Gallen  
 2012 Robbie Farah  
 2013 Greg Bird  
 2014 Ryan Hoffman & Jarryd Hayne  
 2015 Josh Dugan

## RON MASSEY CUP

Jim Beam Cup 2003-2008; Bundaberg Red Cup 2009-2012; Ron Massey Cup 2013-Present.

### YEAR, PREMIERS

2003 The Entrance  
 2004 Sydney Bulls  
 2005 Windsor  
 2006 Sydney Bulls  
 2007 The Entrance  
 2008 Windsor  
 2009 Wentworthville  
 2010 Wentworthville  
 2011 Cabramatta  
 2012 Wentworthville  
 2013 Wentworthville  
 2014 The Entrance  
 2015 Mounties

## PRESIDENTS CUP

### YEAR, PREMIERS

1910 Eastern Suburbs	1943 South Sydney	1976 Canterbury
1911 Eastern Suburbs	1944 Newtown	1977 South Sydney
1912 Balmain	1945 Western Suburbs	1978 Eastern Suburbs
1913 Eastern Suburb	1946 Manly	1979 Parramatta
1914 Balmain	1947 Western Suburbs	1980 South Sydney
1915 Eastern Suburbs	1948 Eastern Suburbs	1981 St.George
1916 No Competition	1949 Eastern Suburbs	1982 South Sydney
1917 No Competition	1950 Newtown	1983 South Sydney
1918 North Sydney	1951 South Sydney	1984 Illawarra
1919 Newtown	1952 Balmain	1985 Penrith
1920 Eastern Suburbs	1953 South Sydney	1986 Penrith
1921 Newtown	1954 Balmain	1987 Eastern Suburbs
1922 Eastern Suburbs	1955 Eastern Suburbs	1988 Parramatta
1923 Eastern Suburbs	1956 Newtown	1989 South Sydney
1924 Eastern Suburbs	1957 St George	1990 Canberra
1925 Western Suburbs	1958 Western Suburbs	1991 Canterbury
1926 Balmain	1959 Balmain	1992 Western Suburbs
1927 Eastern Suburbs	1960 South Sydney	1993 Eastern Suburbs
1928 Newtown	1961 South Sydney	1994 Cronulla
1929 Balmain	1962 South Sydney	1995 Canberra
1930 Balmain	1963 South Sydney	1996 South Qld
1931 Canterbury	1964 South Sydney	1997 Parramatta
1932 Balmain	1965 South Sydney	1998 Canterbury
1933 North Sydney	1966 Balmain	1999 Parramatta
1934 Sthern Districts	1967 Balmain	2000 Bulldogs
1935 St.George	1968 South Sydney	2001 St George Illawarra
1936 South Sydney	1969 South Sydney	2002 Bulldogs
1937 Nthern Suburbs	1970 Manly	2003 Canberra
1938 Eastern Suburbs	1971 South Sydney	2004 Sydney Roosters
1939 Balmain	1972 South Sydney	2005 Parramatta
1940 Balmain	1973 Balmain	2006 Parramatta
1941 St George	1974 South Sydney	
1942 South Sydney	1975 Parramatta	

## JERSEY FLEGG CUP

### YEAR, PREMIERS

1961 Manly	1985 Parramatta
1962 South Sydney	1986 Penrith
1963 Canterbury	1987 Manly
1964 South Sydney	1988 Balmain
1965 Western Suburbs	1989 Canberra
1966 South Sydney	1990 Parramatta
1967 South Sydney	1991 Newcastle
1968 South Sydney	1992 Newcastle
1969 South Sydney	1993 Canberra
1970 Parramatta	1994 Balmain
1971 Canterbury	1995 Roosters
1972 South Sydney	1996 St George
1973 Balmain	1997 Balmain
1974 Manly	1998 North Sydney
1975 St.George	1999 Canterbury
1976 Canterbury	2000 Bulldogs
1977 Penrith	2001 Bulldogs
1978 South Sydney	2002 Sydney City
1979 Canterbury	2003 Bulldogs
1980 Balmain	2004 Sydney Roosters
1981 Balmain	2005 St.George Illa
1982 Balmain	2006 Penrith
1983 Canterbury	2007 Penrith
1984 Balmain	

## SG BALL CUP

### YEAR, PREMIERS

1965 South Sydney	1991 Parramatta
1966 Parramatta	1992 St.George
1967 Parramatta	1993 Parramatta
1968 Parramatta	1994 South Sydney
1969 South Sydney	1995 Canberra
1970 St.George	1996 Illawarra
1971 Western Suburbs	1997 Sydney City
1972 Canterbury	1998 South Sydney
1973 Parramatta	1999 Parramatta
1974 South Sydney	2000 Penrith
1975 South Sydney	2001 Newcastle
1976 South Sydney	2002 Western Suburbs
1977 Penrith	2003 Penrith
1978 Canterbury	2004 Newcastle
1979 South Sydney	2005 Canberra
1980 South Sydney	2006 Penrith
1981 Penrith	2007 Parramatta
1982 Balmain	2008 Sydney Roosters
1983 Parramatta	2009 Bulldogs
1984 St.George	2010 Sydney Roosters
1985 Penrith	2011 Newcastle
1986 South Sydney	2012 Balmain
1987 Parramatta	2013 Balmain
1988 Parramatta	2014 Sydney Roosters
1989 Illawarra	2015 Cronulla
1990 Newcastle	

## HAROLD MATTHEWS CUP

### YEAR, PREMIERS

1970 Parramatta	1993 Canberra
1971 Parramatta	1994 Parramatta
1972 Parramatta	1995 Canberra
1973 Cronulla	1996 Illawarra
1974 South Sydney	1997 Parramatta
1975 Parramatta	1998 Parramatta
1976 Parramatta	1999 Parramatta
1977 Cronulla	2000 Newcastle
1978 Canberra	2001 Sharks
1979 Penrith	2002 Penrith
1980 Group 12	2003 Parramatta
1981 Parramatta	2004 Parramatta
1982 Parramatta	2005 Penrith
1983 Group 6	2006 Penrith
1984 Canberra	2007 Bulldogs
1985 Penrith	2008 Parramatta
1986 Parramatta	2009 Bulldogs
1987 Illawarra	2010 Penrith
1988 Parramatta	2011 Canterbury
1989 Penrith	2012 Parramatta
1990 Parramatta	2013 Parramatta
1991 Gold Coast	2014 Newcastle
1992 Newcastle	2015 Cronulla

## GIO SCHOOLBOY CUP

Amco Shield 1975-79; Commonwealth Bank Cup 1980-96; Aussie Home Loans Cup 1997-99; Nutri-Grain Cup 2000-2002; Arrive Alive Cup 2003-2009; ARL Schoolboys Cup 2010-2011.

### YEAR, PREMIERS

1975 Patrician Brothers, Fairfield
1976 Blacktown High School
1977 Ashcroft High School
1978 Patrician Brothers, Fairfield
1979 St Gregory's College, Campbelltown
1980 St Gregory's College, Campbelltown
1981 Holy Cross College, Ryde
1982 Patrician Brothers, Fairfield
1983 Patrician Brothers, Fairfield
1984 St Gregory's College, Campbelltown
1985 Ashcroft High School
1986 St Gregory's College, Campbelltown
1987 Patrician Brothers, Fairfield
1988 Parramatta Marist
1989 St Gregory's College, Campbelltown
1990 St Gregory's College, Campbelltown
1991 St Gregory's College, Campbelltown
1992 Patrician Brothers, Fairfield
1993 St Gregory's College, Campbelltown
1994 John Paul II, Marayong
1995 Parramatta Marist High
1996 John Paul II, Marayong
1997 Erindale College, ACT
1998 Erindale College, ACT
1999 Terra Sancta, Schofields
2000 St Gregory's College, Campbelltown
2001 Palm Beach - Currumbin SH
2002 Wavell High School, QLD
2003 St. Dominic's Penrith
2004 Endeavour High
2005 Endeavour High
2006 Endeavour High
2007 Matraville Sports High
2008 Palm Beach-Currumbin State High
2009 Keebra Park State High School
2010 The Hills Sports High School
2011 The Hills Sports High School
2012 Patrician Brothers, Blacktown
2013 Keebra Park State High School
2014 Endeavour Sports High School
2015 Kirwan State High School

SECTION 04

# FINANCIALS IN 2015



# NSWRL DIRECTORS

NAME AND QUALIFICATIONS	EXPERIENCE, OTHER DIRECTORSHIPS	RESPONSIBILITIES	APPOINTED/ RESIGNED
Robert Millward OAM	Football Administrator; Director – Illawarra District Rugby League Football Club Ltd, St George Illawarra Rugby League Football Club Pty Ltd, NSW Leagues Club Limited	Director	Since 8 December, 1995
Raymond Dib J.P., GAICD	Company Director; Member Australian Institute of Company Directors; Chairman – Bulldogs RLFC; Director – Canterbury League Club Ltd, NSW Leagues Club Limited	Director	Since 3 December, 2010
Geoffrey Gerard	Past player – Manly Sea Eagles, Penrith Panthers, Parramatta Eels, NSW Blues and Australian Kangaroos; Director – Parramatta National Rugby League Club Limited, Parramatta Leagues' Club Ltd, NSW Leagues Club Limited	Director	Since 3 December, 2010
William Johnstone	Chief Executive Officer – Indigenous Development Corporation; Director – KMK Consulting, Far West Medicare Local, Far West Local Health District (Ministerial appointment)	Director	Since 8 March, 2011
Dr George Peponis OAM Member RACGP, AMA, CSDGP	General Practitioner; Past player – Canterbury Bulldogs, NSW Blues; Captain – Canterbury Bulldogs, Australian Kangaroos (1979-1980); Chairman – Canterbury League Club Ltd, NSW Leagues Club Limited	Director, Chairman (Since 1 May, 2013)	Since 2 December, 2011
Nick Politis AM B.Comm & EC	Executive Chairman of WFM Motors; Chairman – Sydney Roosters' Board of Directors, Eastern Suburbs Leagues Club Ltd	Director	Since 6 June, 2013
Deborah Healey LLB LLM (Hons) Syd Solicitor	Associate Professor; Director – Corporate and Commercial, LLM Program, UNSW Faculty of Law; NSW Leagues Club Limited	Director	Since 6 June, 2013

## COMPANY SECRETARY

Mr David Trodden was appointed to the position of Company Secretary on 6 June 2013. Mr Trodden is also the Chief Executive of the Company.

## PRINCIPAL ACTIVITIES

The principal activities of the Company during the course of the financial year were the fostering and propagation of Rugby League in New South Wales and the Australian Capital Territory.

Company performance is constantly measured against

- » Demographic analysis of participation numbers, potential players, and lost players,
- » Feedback from member clubs and other key stakeholders,
- » Budgets
- » Media profile indicators, and
- » Performance of New South Wales rugby league teams.

## OPERATING AND FINANCIAL REVIEW

The surplus from ordinary activities for the year amounted to \$242,125 compared with \$535,443 for the prior year.

## SIGNIFICANT CHANGES IN THE STATE OF AFFAIRS

There were no significant changes in the state of affairs of the Company in the financial year.

## EVENTS SUBSEQUENT TO REPORTING DATE

Subsequent to the end of the financial period, the New South Wales Minister for Sport the Honourable Stuart Ayres announced plans for the construction of a Centre of Excellence which will house the administration of the Company as well as its high performance department.

There has not otherwise arisen in the interval between the end of the financial period and the date of this report any other transaction or event of a material nature, likely in the opinion of the Directors, to affect significantly the operations of the Company, the results or state of affairs of the Company.

## LIKELY DEVELOPMENTS

The Directors do not anticipate any development in the operation of the Company which would significantly affect the result in subsequent years.

## ENVIRONMENTAL REGULATION

The Company's operations are not subject to any significant environmental regulations under either Commonwealth or State legislation.

## INDEMNIFICATION AND INSURANCE OF OFFICERS

The Company has provided for and paid premiums during the year for directors' and officers' liability and legal expenses insurance contracts.

The insurance premiums relate to:

- » Costs and expenses incurred by the relevant officers in defending proceedings, whether civil or criminal and whatever their outcome.
- » Other liabilities that may arise from their position, with the exception of conduct involving a willful breach of duty or improper use of information or position to gain a personal advantage.

The directors have not included details of the nature of the liabilities covered and the amount of the premium paid in respect of the directors' and officers' liability and legal expenses insurance contracts, as such disclosure is prohibited under the terms of the contract.

## DIRECTORS' MEETINGS

The number of directors' meetings, including meetings of committees of directors held and attended by each of the directors of the Company during the financial year are:

DIRECTORS	BOARD MEETINGS		RISK & GOVERNANCE COMMITTEE	
	ELIGIBLE TO ATTEND	ATTENDED	ELIGIBLE TO ATTEND	ATTENDED
Robert Millward OAM	12	11		
Dr George Peponis OAM	12	12	4	4
Raymond Dib	12	12	4	4
Geoffrey Gerard	12	9	4	1
William Johnstone	12	9		
Deborah Healey	12	8		
Nick Politis AM	12	9		

In addition to the directors above the Independent Chair of the Risk and Governance committee is

Greg Russell			4	4
--------------	--	--	---	---

### REGISTERED OFFICE

The registered office of the New South Wales Rugby League Limited is located at: Rugby League Central, Driver Avenue Moore Park NSW Australia.

### CORPORATE STRUCTURE

The New South Wales Rugby League Limited is a not for profit company, limited by guarantee. The domicile of the Company is Sydney Australia.



**Lead auditor's independence declaration under Section 307C of the Corporations Act 2001**

To: the directors of NSW Rugby League Limited

I declare that, to the best of my knowledge and belief, in relation to the audit for the financial year ended 31 October 2015 there have been:

- no contraventions of the auditor independence requirements as set out in the Corporations Act 2001 in relation to the audit; and
- no contraventions of any applicable code of professional conduct in relation to the audit.



KPMG



Cameron Roan  
Partner

Sydney

18 December 2015

KPMG, an Australian partnership and a member firm of the KPMG network of independent member firms affiliated with KPMG International Cooperative ("KPMG International"), a Swiss entity. Liability limited by a scheme approved under Professional Standards Legislation.

7



NSW RUGBY LEAGUE LIMITED

# SUMMARY STATEMENT

OF PROFIT OR LOSS AND OTHER COMPREHENSIVE INCOME

YEAR ENDED 31 OCTOBER 2015	2015 (\$)	2014 (\$)
Revenue	20,249,537	19,309,322
Cost of sales	(404,792)	(173,863)
<b>GROSS SURPLUS</b>	<b>19,844,745</b>	<b>19,135,459</b>
Development project expenses	(1,748,341)	(2,052,056)
Employee expenses	(5,858,568)	(5,183,894)
Equipment maintenance expenses	(379,471)	(547,010)
General expenses	(1,830,802)	(964,847)
Corporate events expenses	(397,048)	(827,765)
Occupancy expenses	(234,222)	(129,080)
Professional services expenses	(1,011,325)	(1,083,241)
Referee and game expenses	(7,273,525)	(7,108,584)
Sponsorship expenses	(756,789)	(722,455)
Telecommunications expenses	(228,261)	(123,199)
<b>RESULTS FROM OPERATING ACTIVITIES</b>	<b>126,393</b>	<b>393,328</b>
Financing income	135,887	162,110
Financing expenses	(20,155)	(19,995)
<b>NET FINANCING INCOME</b>	<b>115,732</b>	<b>142,115</b>
<b>SURPLUS FOR THE PERIOD</b>	<b>242,125</b>	<b>535,443</b>
Other comprehensive income	0	0
<b>TOTAL COMPREHENSIVE INCOME FOR THE YEAR</b>	<b>242,125</b>	<b>535,443</b>

NSW RUGBY LEAGUE LIMITED

# SUMMARY STATEMENT

OF FINANCIAL POSITION

AS AT 31 OCTOBER 2015	2015 (\$)	2014 (\$)
<b>CURRENT ASSETS</b>		
Cash & cash equivalents	5,077,016	4,602,670
Trade & other receivables	667,175	957,671
Inventories	15,538	19,357
Investments	6,000	6,000
Other Assets	142,644	140,881
Accrued Revenue	683,442	612,239
<b>TOTAL CURRENT ASSETS</b>	<b>6,591,815</b>	<b>6,338,818</b>
<b>NON-CURRENT ASSETS</b>		
Property, plant and equipment	628,153	724,227
Intangible Assets	200,000	300,000
<b>TOTAL NON-CURRENT ASSETS</b>	<b>828,153</b>	<b>1,024,227</b>
<b>TOTAL ASSETS</b>	<b>7,419,968</b>	<b>7,363,045</b>
<b>CURRENT LIABILITIES</b>		
Trade & other payables	1,864,576	1,881,662
Employee benefits	535,958	742,093
<b>TOTAL CURRENT LIABILITIES</b>	<b>2,400,534</b>	<b>2,623,755</b>
<b>NON CURRENT LIABILITIES</b>		
Employee benefits	88,257	50,238
<b>TOTAL NON-CURRENT LIABILITIES</b>	<b>88,257</b>	<b>50,238</b>
<b>TOTAL LIABILITIES</b>	<b>2,488,791</b>	<b>2,673,993</b>
<b>NET ASSETS</b>	<b>4,931,177</b>	<b>4,689,052</b>
<b>MEMBERS FUNDS</b>		
Accumulated funds	4,931,177	4,689,052
<b>TOTAL MEMBERS' FUNDS</b>	<b>4,931,177</b>	<b>4,689,052</b>

NSW RUGBY LEAGUE LIMITED

# SUMMARY STATEMENT

OF CASH FLOWS

YEAR ENDED 31 OCTOBER 2015	2015 (\$)	2014 (\$)
<b>CASH FLOWS FROM OPERATING ACTIVITIES</b>		
Cash receipts from customers	22,493,499	21,668,362
Cash paid to suppliers and employees	(22,156,249)	(20,987,072)
<b>NET CASH FROM/(USED IN) OPERATING ACTIVITIES</b>	<b>337,250</b>	<b>681,290</b>
<b>CASH FLOWS FROM INVESTING ACTIVITIES</b>		
Interest received	135,887	162,110
Acquisition of intangible asset	0	(300,000)
Proceeds from sale/(Acquisitions)of property, plant and equipment	21,364	(7,945)
<b>NET CASH (USED IN)/FROM INVESTING ACTIVITIES</b>	<b>157,251</b>	<b>(145,835)</b>
<b>CASH FLOWS FROM FINANCING ACTIVITIES</b>		
Loan interest payments	(20,155)	(19,995)
<b>NET CASH USED IN FINANCING ACTIVITIES</b>	<b>(20,155)</b>	<b>(19,995)</b>
<b>NET INCREASE/(DECREASE) IN CASH AND CASH EQUIVALENTS</b>	<b>474,346</b>	<b>515,460</b>
<b>CASH AND CASH EQUIVALENTS AT 1 NOVEMBER</b>	<b>4,602,670</b>	<b>4,087,210</b>
<b>CASH AND CASH EQUIVALENTS AT 31 OCTOBER</b>	<b>5,077,016</b>	<b>4,602,670</b>

NSW RUGBY LEAGUE LIMITED

# SUMMARY STATEMENT

OF CHANGES IN MEMBERS FUNDS

	ACCUMULATED FUNDS (\$)	TOTAL (\$)
<b>BALANCE AT 1 NOVEMBER 2013</b>	<b>4,153,609</b>	<b>4,153,609</b>
Surplus for the year	535,443	535,443
Other comprehensive income	0	0
<b>BALANCE AT 31 OCTOBER 2014</b>	<b>4,689,052</b>	<b>4,689,052</b>
<b>BALANCE AT 1 NOVEMBER 2014</b>	<b>4,689,052</b>	<b>4,689,052</b>
Surplus for the year	242,125	242,125
Other comprehensive income	0	0
<b>BALANCE AT 31 OCTOBER 2015</b>	<b>4,931,177</b>	<b>4,931,177</b>

## NOTES

### TO THE ABRIDGED FINANCIAL STATEMENTS

A full financial report is available to the members, upon request to the Company, free of charge.

#### STATEMENT OF COMPLIANCE

The financial statements of the Company are Tier 2 general purpose financial statements which have been prepared in accordance with Australian Accounting Standards - Reduced Disclosure Requirements (AASB-RDRs) adopted by the Australian Accounting Standards Board (AASB) and the Corporations Act 2001. The financial statements do not comply with International Financial Reporting Standards (IFRS).

The financial statements were approved by the Board of Directors on 18 December 2015.

#### BASIS OF MEASUREMENT

The financial statements have been prepared on the historical cost basis.

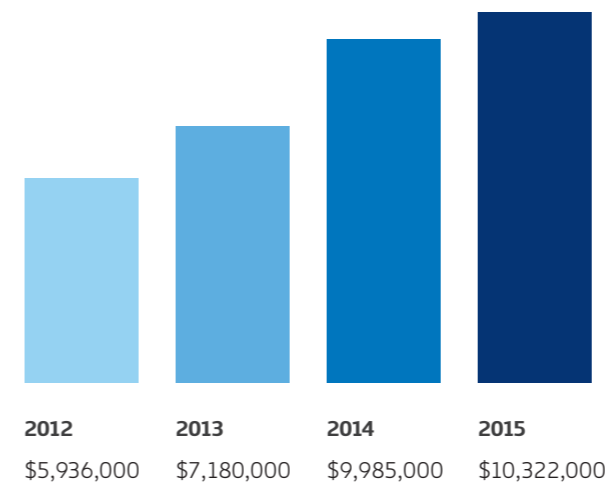
#### FUNCTIONAL AND PRESENTATION CURRENCY

These financial statements are presented in Australian dollars, which is the Company's functional currency.

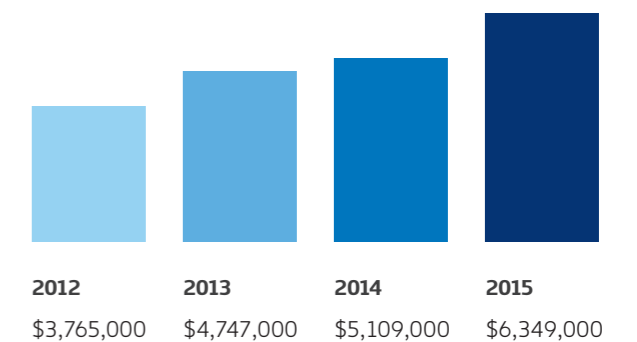
## REVENUE

YEAR ENDED 31 OCTOBER 2015	2015 (\$)	2014 (\$)
Sponsorship and marketing revenue	5,062,035	4,497,242
ARLC Funding - NSWRL	7,580,857	7,266,000
NRL Funding - VB NSW Cup Clubs	1,850,000	1,750,000
Other grant and subsidies	891,231	968,541
Corporate Events Revenue	304,095	722,872
Coaching resources sold	10,214	7,230
Membership & related revenue	611,118	0
Royalties revenue	676,091	612,239
Recovered costs - Football games	2,747,000	2,747,000
Other revenue	516,895	738,198
<b>TOTAL REVENUE</b>	<b>20,249,537</b>	<b>19,309,322</b>

GRANT REVENUE  
2012 – 2015



SPONSORSHIP/MERCHANDISING/  
MEMBERSHIP REVENUE  
2012 – 2015



## CONTINGENCIES

The directors are of the opinion that provisions are not required in respect of the below matters, as it is not probable that a future sacrifice of economic benefit will be required.

CONTINGENT LIABILITIES NOT CONSIDERED REMOTE	2015 (\$)	2014 (\$)
<p><b>GUARANTEES</b></p> <p>The Company has guaranteed the repayment of the following bank facilities should they be called upon:</p> <p>Autopay facility Lidcombe oval lease</p>	<p>15,538 20,000</p>	<p>19,357 20,000</p>
<p><b>NARRABEEN ACADEMY MAKEGOOD</b></p> <p>The Company holds a lease agreement with the Minister of Education which expires on 31 December 2040. Under the terms of the lease agreement, the Company may be required to make good the site on the termination of the lease. The directors do not believe that it is probable that a future outflow of economic benefits will be required on termination and accordingly a provision for make good has not been provided for within the annual financial report.</p>	<p>125,000</p>	<p>125,000</p>
<p><b>DISPUTE</b></p> <p>The Company was in dispute in relation to revenues of the Company. Another party alleged that these revenues should not be revenues of the Company, but rather that they should be revenues which are passed on to that party. The legal agreements underpinning this position were reviewed in prior years and considered to allow for the recognition of the associated revenue. In the year, the Company has reached a settlement with the other party in the interest of other ongoing revenues. The settlement is recorded within general expenses in the statement of profit and loss and other comprehensive income. The Company previously reported the total quantum of dispute, having met the definition as a contingent liability, at the time noting that this may lead to future settlements for future reductions in economic benefits available to the Company.</p>	<p>–</p>	<p>1,270,578</p>

The following Director's declaration has been extracted from the audited financial report from which these summary financial statements are derived.

### Directors' declaration

In the opinion of the directors of NSW Rugby League Limited ("the Company"):

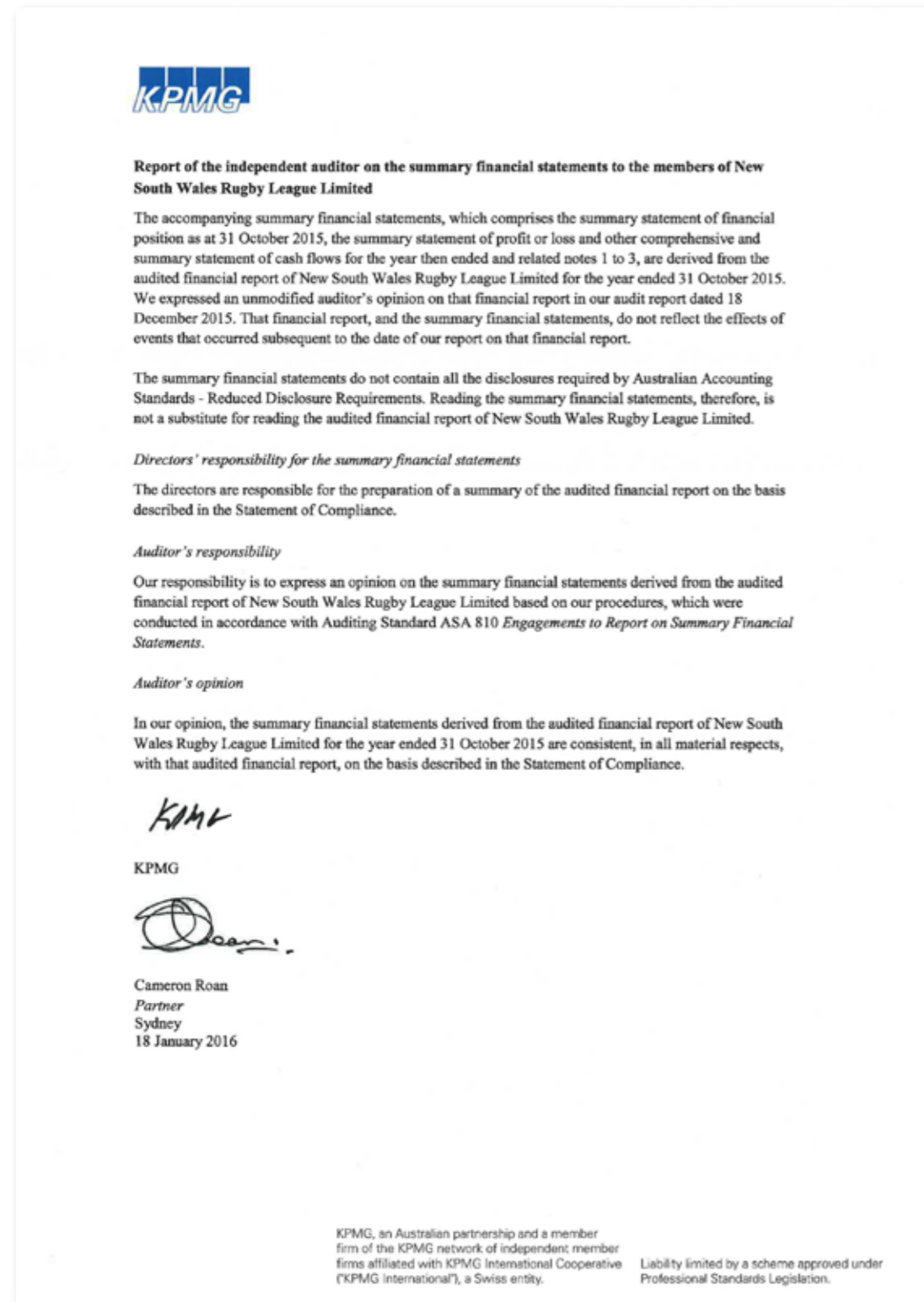
- (a) the financial statements and notes, set out on pages 8 to 24, are in accordance with the Corporations Act 2001, including:
- (i) giving a true and fair view of the financial position of the Company's financial position as at 31 October 2015 and of its performance for the financial year ended on that date; and
  - (ii) Complying with Australian Accounting Standards – Reduced Disclosure Requirements and the Corporations Regulations 2001; and
- (b) There are reasonable grounds to believe that the company will be able to pay its debts as and when they become due and payable.

Signed in accordance with a resolution of the directors:

  
Dr George Peponis OAM  
Director

Dated at Sydney this 18 December 2015

Independent auditor's report to the members of NSW Rugby League Limited.



## CORPORATE GOVERNANCE

### THE ROLE OF THE NSWRL

The New South Wales Rugby League is a public, not-for-profit company limited by guarantee. It is one of the members of the Australian Rugby League Commission and it is broadly responsible for all the competitions and players within the state of New South Wales, as well as being responsible for all of the New South Wales representative teams, notably our flagship team, the NSW VB Blues.

### THE COMPOSITION OF THE NSWRL

The NSWRL comprises the following members:-

Balmain, Canberra, Country Rugby League, Canterbury, Cronulla, Illawarra, Junior League Association Inc, Manly, Newcastle, Newtown, North Sydney, NSWRL Referees Association, Parramatta, Penrith, South Sydney, St George, Sydney Roosters, Wentworthville, Western Suburbs and Windsor.

The constitution of the NSWRL specifies its primary objectives as:-

- » organising and administering rugby league competitions at both a senior and junior level across New South Wales;
- » liaising with, and at times, sponsoring and funding local, district and state rugby league clubs/teams at both a senior and junior level;
- » determining the terms and conditions upon which players may play the sport of rugby league in New South Wales;
- » fostering, developing and promoting the game of rugby league in New South Wales;
- » protecting the assets and property of the NSWRL and those affiliated with the game of rugby league in New South Wales;
- » organising and being the controlling body for the conduct and administration of interstate rugby

league competitions, including the annual State of Origin series between Queensland and New South Wales;

- » conducting development academies for elite and promising rugby league players at the NSW Institute of Sport Facility at Narrabeen and a Referees Development Unit at Sydney Olympic Park;
- » representing the game of rugby league in New South Wales at the ARLC; and
- » liaising with the NRL, ARLC, Queensland Rugby League and Country Rugby League (CRL) as necessary to develop and promote Indigenous rugby league.

# NSWRL WOULD LIKE TO THANK

## PROUD SPONSORS



## PROUD SUPPORTERS



## CHARITY PARTNERS



## OUR MEMBERS



