

# MATCH REPORT

## 2018 INTRUST SUPER PREMIERSHIP NSW - ROUND 2



### WENTWORTHVILLE MAGPIES VS BLACKTOWN WORKERS SEA EAGLES



#### MAGPIES

| LINEUP                   | PLAYER STATS |         |        |        |
|--------------------------|--------------|---------|--------|--------|
|                          | Mins         | Tackles | Metres | Points |
| 1 Anthony Layoun         | 80           | 3       | 89     | 0      |
| 2 George Jennings        | 80           | 5       | 80     | 0      |
| 3 Nathan Davis           | 80           | 19      | 32     | 0      |
| 4 Dane Aukafolau         | 80           | 26      | 77     | 0      |
| 5 Edward Aiono           | 80           | 8       | 119    | 0      |
| 6 Kauri Aupouri-Puketapu | 80           | 23      | 38     | 0      |
| 23 Dylan Izzard          | 80           | 19      | 30     | 0      |
| 8 Magnus Stromquist      | 35           | 22      | 36     | 0      |
| 17 Kaysa Pritchard       | 75           | 31      | 54     | 0      |
| 10 Siosaia Vave          | 47           | 18      | 96     | 0      |
| 24 David Gower           | 57           | 23      | 61     | 0      |
| 12 Marata Niukore        | 60           | 39      | 18     | 0      |
| 13 Ray Stone             | 19           | 27      | 73     | 0      |
| 11 Matt Woods            | 55           | 16      | 60     | 0      |
| 15 Andy Saunders         | 36           | 14      | 77     | 0      |
| 16 Haimona Hiroti        | 48           | 17      | 59     | 0      |
| 18 Bradley Deitz         | 25           | 12      | 16     | 0      |

| TOP 3 PLAYERS STATS     |     |
|-------------------------|-----|
| <b>Made Tackles</b>     |     |
| Marata Niukore          | 39  |
| Kaysa Pritchard         | 31  |
| Ray Stone               | 27  |
| <b>Runs</b>             |     |
| Edward Aiono            | 11  |
| Siosaia Vave            | 10  |
| Andy Saunders           | 9   |
| <b>Metres with Ball</b> |     |
| Edward Aiono            | 119 |
| Siosaia Vave            | 96  |
| Anthony Layoun          | 89  |
| <b>Kicks In Play</b>    |     |
| Kauri Aupouri-Puketapu  | 3   |
| Anthony Layoun          | 2   |
| Matt Woods              | 1   |

#### GAME DATA

0 2018-03-17 RINGROSE PARK 46

#### REFEREES

KEIREN IRONS

#### MAG POINT SCORING BLA

| Scored | Missed | Scored | Missed |
|--------|--------|--------|--------|
| 0      |        | 9      |        |
| 0      | 0      | 4      | 5      |
| 0      | 0      | 0      | 0      |
| 0      | 0      | 0      | 0      |

#### MAG POSSESSION % BLA



#### MAG ATTACKING BLA

|      |                   |      |
|------|-------------------|------|
| 103  | RUNS              | 161  |
| 1015 | RUN METRES        | 1435 |
| 1    | LINEBREAKS        | 6    |
| 1    | LINEBREAK ASSISTS | 4    |

#### MAG KICKING BLA

|     |                |     |
|-----|----------------|-----|
| 7   | KICKS          | 16  |
| 162 | KICKING METRES | 466 |
| 0   | 40/20          | 0   |

#### MAG TACKLES BLA

|     |             |     |
|-----|-------------|-----|
| 322 | MADE        | 202 |
| 21  | INEFFECTIVE | 10  |
| 43  | MISSED      | 10  |

#### MAG ERRORS BLA

|    |                   |    |
|----|-------------------|----|
| 15 | ERRORS            | 12 |
| 8  | PENALTIES AGAINST | 9  |
| 0  | SINBIN            | 0  |
| 0  | SENT OFF          | 0  |

#### SEA EAGLES

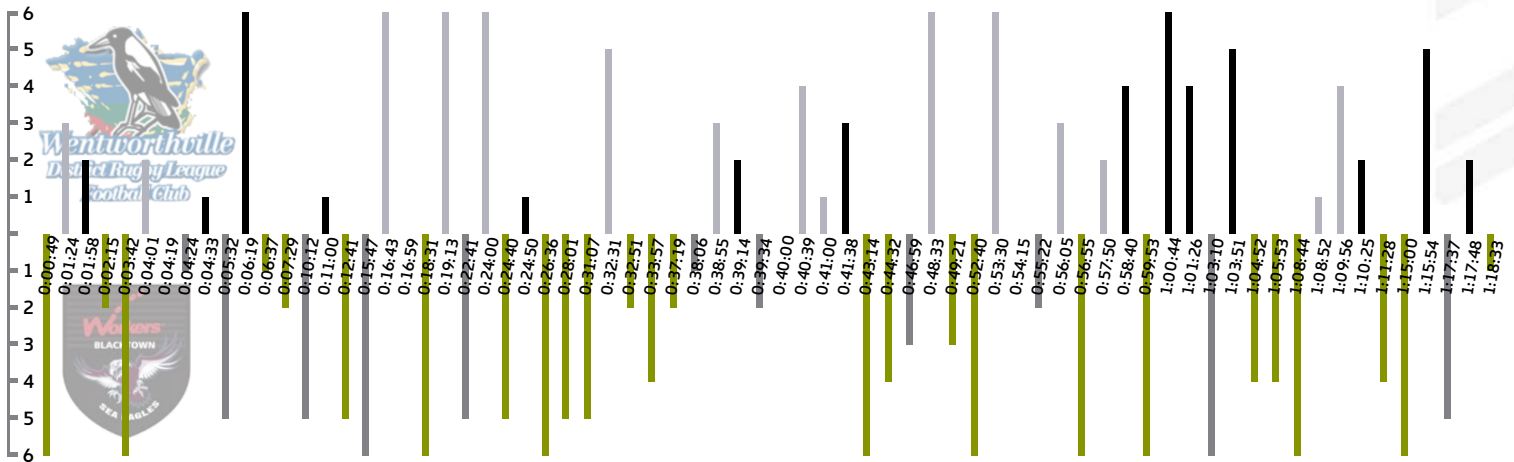
| PLAYER STATS | LINEUP |         |        |                        |
|--------------|--------|---------|--------|------------------------|
|              | Mins   | Tackles | Metres | Points                 |
| 80           | 5      | 120     | 0      | Honeti Tuha 23         |
| 80           | 2      | 86      | 8      | Jade Anderson 4        |
| 80           | 9      | 93      | 0      | John Folau 19          |
| 80           | 1      | 105     | 0      | Vai Toutai 20          |
| 80           | 6      | 115     | 0      | Jonathan Wright 5      |
| 80           | 12     | 94      | 4      | Tom Wright 6           |
| 80           | 15     | 30      | 10     | Joey Lussick 14        |
| 33           | 8      | 135     | 4      | Taniela Paseka 18      |
| 76           | 29     | 51      | 4      | Manase Fainu 9         |
| 37           | 17     | 80      | 0      | Toafofoa Siplely 10    |
| 80           | 21     | 92      | 16     | Jack Gosiewski 11      |
| 73           | 14     | 94      | 0      | Frank Winterstein 12   |
| 65           | 20     | 82      | 0      | Lewis Brown 13         |
| 9            | 3      | 24      | 0      | Tekina Vailea 3        |
| 53           | 13     | 41      | 0      | Cody Nelson 15         |
| 32           | 14     | 139     | 0      | Tom Amone 16           |
| 22           | 13     | 55      | 0      | Fred Junior Mauuala 22 |

| TOP 3 PLAYERS STATS     |                |
|-------------------------|----------------|
| <b>Made Tackles</b>     |                |
| 29                      | Manase Fainu   |
| 21                      | Jack Gosiewski |
| 20                      | Lewis Brown    |
| <b>Runs</b>             |                |
| 14                      | Tom Amone      |
| 14                      | Vai Toutai     |
| 13                      | Honeti Tuha    |
| <b>Metres with Ball</b> |                |
| 139                     | Tom Amone      |
| 135                     | Taniela Paseka |
| 120                     | Honeti Tuha    |
| <b>Kicks In Play</b>    |                |
| 5                       | Manase Fainu   |
| 5                       | Joey Lussick   |
| 5                       | Tom Wright     |

# MATCH REPORT

## 2018 INTRUST SUPER PREMIERSHIP NSW - ROUND 2

| MAGPIES         |     |     |     | COMPLETIONS |              |     | SEA EAGLES      |     |     |     |
|-----------------|-----|-----|-----|-------------|--------------|-----|-----------------|-----|-----|-----|
| STAT TYPE       | 1   | 2   | TOT | MAG         | COMPLETION % | BLA | STAT TYPE       | 1   | 2   | TOT |
| Complete Sets   | 8   | 8   | 16  | 50%         |              |     | Complete Sets   | 15  | 12  | 27  |
| Incomplete Sets | 7   | 9   | 16  |             |              |     | Incomplete Sets | 7   | 4   | 11  |
| Completion %    | 53% | 47% | 50% |             |              |     | Completion %    | 68% | 75% | 71% |



KEY

Complete Incomplete Magpies Magpies Sea Eagles Sea Eagles Complete Incomplete

| MAGPIES               |          |                |          |                |                |          | RUNNING METRES |                          |     |                    | SEA EAGLES |                |          |                |                |          |  |
|-----------------------|----------|----------------|----------|----------------|----------------|----------|----------------|--------------------------|-----|--------------------|------------|----------------|----------|----------------|----------------|----------|--|
| LINEUP                | ALL RUNS | ALL RUN METRES | D/H RUNS | D/H RUN METRES | P/C RUN METRES | L/E RUNS | MAG            | AVERAGE SET RUN DISTANCE | BLA | LINEUP             | ALL RUNS   | ALL RUN METRES | D/H RUNS | D/H RUN METRES | P/C RUN METRES | L/E RUNS |  |
| Anthony Layoun        | 9        | 89             | 0        | 0              | 21             | 0        | 32m            |                          | 38m | Honeti Tuha        | 13         | 120            | 2        | 23             | 47             | 1        |  |
| George Jennings       | 9        | 80             | 1        | 14             | 26             | 0        |                |                          |     | Jade Anderson      | 8          | 86             | 3        | 34             | 17             | 0        |  |
| Nathan Davis          | 3        | 32             | 0        | 0              | 24             | 0        | MAG            | ALL RUN (M)              | BLA | John Folau         | 10         | 93             | 0        | 0              | 38             | 1        |  |
| Dane Aukafolau        | 8        | 77             | 0        | 0              | 34             | 0        | 288            | BACK THREE               | 321 | Vai Toutai         | 14         | 105            | 0        | 0              | 27             | 0        |  |
| Edward Aiono          | 11       | 119            | 1        | 15             | 36             | 0        | 109            | CENTRES                  | 198 | Jonathan Wright    | 12         | 115            | 2        | 16             | 30             | 0        |  |
| Kauri Aupouri-Puke... | 4        | 38             | 0        | 0              | 14             | 0        | 68             | HALVES                   | 124 | Tom Wright         | 9          | 94             | 0        | 0              | 19             | 1        |  |
| Dylan Izzard          | 4        | 30             | 0        | 0              | 9              | 0        | 152            | EDGE FORWARDS/LOCK       | 268 | Joey Lussick       | 4          | 30             | 0        | 0              | 13             | 1        |  |
| Magnus Stromquist     | 4        | 36             | 0        | 0              | 10             | 0        | 132            | PROPS                    | 215 | Taniela Paseka     | 11         | 135            | 0        | 0              | 50             | 0        |  |
| Kaysa Pritchard       | 5        | 54             | 2        | 2              | 5              | 0        | 54             | HOKKER                   | 51  | Manase Fainu       | 9          | 51             | 5        | 34             | 11             | 4        |  |
| Siosaia Vave          | 10       | 96             | 0        | 0              | 33             | 2        | 212            | INTERCHANGE              | 259 | Toafofoa Siplely   | 9          | 80             | 0        | 0              | 21             | 0        |  |
| David Gower           | 6        | 61             | 0        | 0              | 16             | 1        | MAG            | DUMMY HALF (M)           | BLA | Jack Gosiewski     | 11         | 92             | 0        | 0              | 16             | 1        |  |
| Marata Niukore        | 2        | 18             | 0        | 0              | 6              | 0        | 29             | BACK THREE               | 73  | Frank Winterstein  | 11         | 94             | 0        | 0              | 27             | 1        |  |
| Ray Stone             | 8        | 73             | 0        | 0              | 27             | 0        | 0              | CENTRES                  | 0   | Lewis Brown        | 10         | 82             | 2        | 24             | 26             | 1        |  |
| Matt Woods            | 6        | 60             | 1        | 9              | 24             | 0        | 0              | HALVES                   | 0   | Tekina Vailea      | 3          | 24             | 0        | 0              | 10             | 0        |  |
| Andy Saunders         | 9        | 77             | 0        | 0              | 25             | 0        | 0              | EDGE FORWARDS/LOCK       | 24  | Cody Nelson        | 6          | 41             | 1        | 11             | 9              | 1        |  |
| Haimona Hiroti        | 4        | 59             | 0        | 0              | 24             | 0        | 0              | PROPS                    | 0   | Tom Amone          | 14         | 139            | 0        | 0              | 48             | 1        |  |
| Bradley Deitz         | 1        | 16             | 1        | 16             | 4              | 0        | 2              | HOKKER                   | 34  | Fred Junior Mauala | 7          | 55             | 0        | 0              | 17             | 0        |  |
|                       |          |                |          |                |                |          | 25             | INTERCHANGE              | 11  |                    |            |                |          |                |                |          |  |

# MATCH REPORT

## 2018 INTRUST SUPER PREMIERSHIP NSW - ROUND 2

### MAGPIES

| LINEUP                | RECEIPTS | PASSES | PASSES/RUN | DUMMY PASSES | KICKS | KICK METRES | LONG KICKS SPACE |
|-----------------------|----------|--------|------------|--------------|-------|-------------|------------------|
| Anthony Layoun        | 17       | 8      | 0.89       | 3            | 2     | 42          | 0                |
| George Jennings       | 9        | 1      | 0.11       | 1            | 0     | 0           | 0                |
| Nathan Davis          | 2        | 1      | 0.33       | 0            | 0     | 0           | 0                |
| Dane Aukafolau        | 8        | 2      | 0.25       | 0            | 0     | 0           | 0                |
| Edward Aiono          | 13       | 0      | 0          | 0            | 0     | 0           | 0                |
| Kauri Aupouri-Puke... | 21       | 13     | 3.25       | 4            | 3     | 89          | 1                |
| Dylan Izzard          | 19       | 14     | 3.5        | 1            | 1     | 25          | 0                |
| Magnus Stromquist     | 4        | 0      | 0          | 0            | 0     | 0           | 0                |
| Kaysa Pritchard       | 49       | 45     | 9          | 1            | 0     | 0           | 0                |
| Siosaia Vave          | 10       | 2      | 0.2        | 1            | 0     | 0           | 0                |
| David Gower           | 7        | 1      | 0.17       | 1            | 0     | 0           | 0                |
| Marata Niukore        | 4        | 2      | 1          | 0            | 0     | 0           | 0                |
| Ray Stone             | 8        | 0      | 0          | 0            | 0     | 0           | 0                |
| Matt Woods            | 7        | 0      | 0          | 1            | 1     | 6           | 0                |
| Andy Saunders         | 10       | 1      | 0.11       | 0            | 0     | 0           | 0                |
| Haimona Hiroti        | 4        | 0      | 0          | 1            | 0     | 0           | 0                |
| Bradley Deitz         | 19       | 18     | 18         | 1            | 0     | 0           | 0                |

### PASSING/KICKING

| MAG  | PASSING      | BLA  |
|------|--------------|------|
| 211  | RECEIPTS     | 348  |
| 108  | PASSES       | 188  |
| 4    | SHIFTS LEFT  | 11   |
| 3    | SHIFTS RIGHT | 14   |
| 1.05 | PASSES/RUN   | 1.17 |
| 15   | DUMMY PASSES | 29   |
| 5    | OFFLOADS     | 9    |

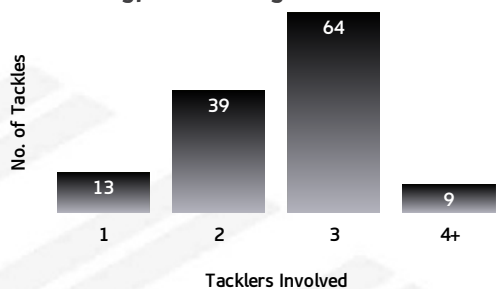
| MAG | KICKING               | BLA |
|-----|-----------------------|-----|
| 7   | KICKS                 | 16  |
| 162 | KICKING METRES        | 466 |
| 1   | BOMB KICKS            | 1   |
| 3   | GRUBBER KICKS         | 2   |
| 2   | CHIP KICKS            | 5   |
| 0   | CROSSFIELD KICKS      | 0   |
| 0   | FORCED DROPOUT KICKS  | 2   |
| 0   | DEAD IN GOAL KICKS    | 0   |
| 1   | LONG KICKS INTO SPACE | 4   |

### SEA EAGLES

| LINEUP             | RECEIPTS | PASSES | PASSES/RUN | DUMMY PASSES | KICKS | KICK METRES | LONG KICKS SPACE |
|--------------------|----------|--------|------------|--------------|-------|-------------|------------------|
| Honeti Tuha        | 24       | 10     | 0.77       | 2            | 0     | 0           | 0                |
| Jade Anderson      | 15       | 4      | 0.5        | 1            | 1     | 21          | 0                |
| John Folau         | 11       | 3      | 0.3        | 1            | 0     | 0           | 0                |
| Vai Toutai         | 16       | 3      | 0.21       | 0            | 0     | 0           | 0                |
| Jonathan Wright    | 10       | 4      | 0.33       | 2            | 0     | 0           | 0                |
| Tom Wright         | 28       | 14     | 1.56       | 7            | 5     | 144         | 0                |
| Joey Lussick       | 36       | 28     | 7          | 1            | 5     | 103         | 1                |
| Taniela Paseka     | 11       | 0      | 0          | 1            | 0     | 0           | 0                |
| Manase Fainu       | 90       | 80     | 8.89       | 3            | 5     | 197         | 3                |
| Toafofoa Siple     | 9        | 0      | 0          | 0            | 0     | 0           | 0                |
| Jack Gosiewski     | 15       | 5      | 0.45       | 2            | 0     | 0           | 0                |
| Frank Winterstein  | 16       | 6      | 0.55       | 1            | 0     | 0           | 0                |
| Lewis Brown        | 34       | 26     | 2.6        | 7            | 0     | 0           | 0                |
| Tekina Vailea      | 3        | 0      | 0          | 0            | 0     | 0           | 0                |
| Cody Nelson        | 9        | 4      | 0.67       | 1            | 0     | 0           | 0                |
| Tom Amone          | 14       | 1      | 0.07       | 0            | 0     | 0           | 0                |
| Fred Junior Mauala | 7        | 0      | 0          | 0            | 0     | 0           | 0                |

### MAGPIES

Magpies Tackling Breakdown

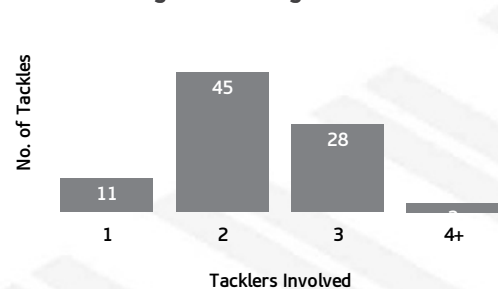


### TACKLING

| MAG  | TACKLING           | BLA |
|------|--------------------|-----|
| 322  | TACKLES MADE       | 202 |
| 21   | INEFFECTIVE        | 10  |
| 43   | MISSED             | 10  |
| 83.4 | EFFECTIVE TACKLE % | 91  |
| 13   | ONE ON ONE TACKLES | 11  |
| 39   | 2 MAN TACKLES      | 45  |
| 64   | 3 MAN TACKLES      | 28  |
| 9    | 4+ MAN TACKLES     | 3   |

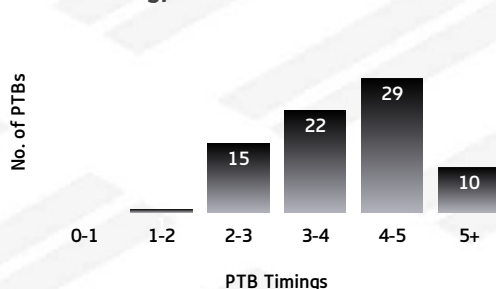
### SEA EAGLES

Sea Eagles Tackling Breakdown



### MAGPIES

Magpies PTB Breakdown

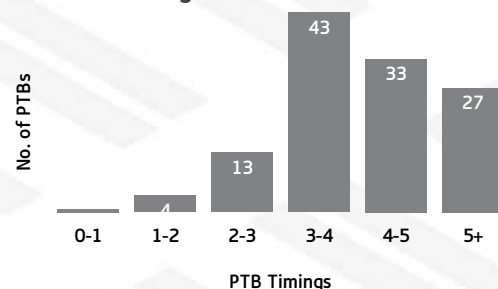


### PLAY THE BALL

| MAG | PTB (SECONDS) | BLA |
|-----|---------------|-----|
| 0   | 0-1 SECONDS   | 1   |
| 1   | 1-2 SECONDS   | 4   |
| 15  | 2-3 SECONDS   | 13  |
| 22  | 3-4 SECONDS   | 43  |
| 29  | 4-5 SECONDS   | 33  |
| 10  | 5+ SECONDS    | 27  |

### SEA EAGLES

Sea Eagles PTB Breakdown

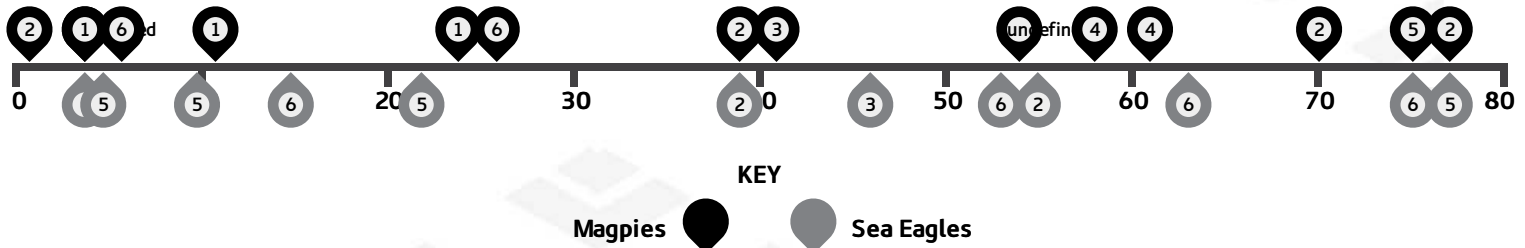


# MATCH REPORT

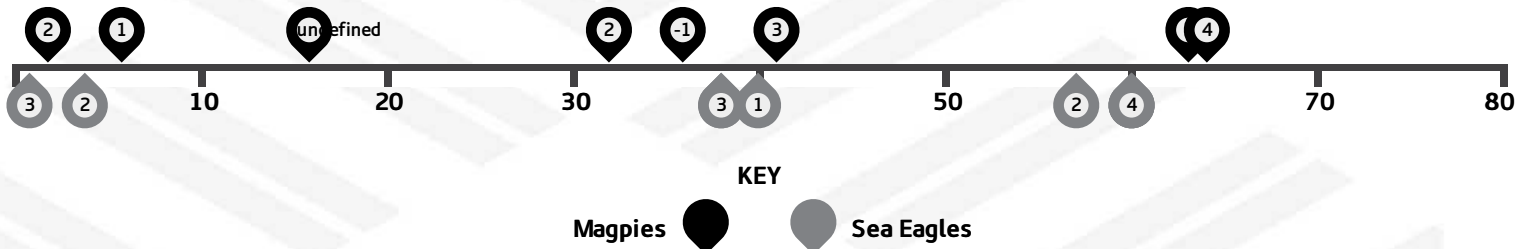
## 2018 INTRUST SUPER PREMIERSHIP NSW - ROUND 2

| MAGPIES               |        |           |               |                   |                  |                   |  | NEGATIVE PLAY |                        |     | SEA EAGLES         |        |           |               |                   |                  |                   |  |
|-----------------------|--------|-----------|---------------|-------------------|------------------|-------------------|--|---------------|------------------------|-----|--------------------|--------|-----------|---------------|-------------------|------------------|-------------------|--|
| LINEUP                | ERRORS | PENALTIES | PTB PENALTIES | GENERAL PENALTIES | F/PLAY PENALTIES | OFFSIDE PENALTIES |  | MAG           | NEGATIVE PLAY          | BLA | LINEUP             | ERRORS | PENALTIES | PTB PENALTIES | GENERAL PENALTIES | F/PLAY PENALTIES | OFFSIDE PENALTIES |  |
| Anthony Layoun        | 2      | 0         | 0             | 0                 | 0                | 0                 |  | 15            | ERRORS                 | 12  | Honeti Tuha        | 2      | 0         | 0             | 0                 | 0                | 0                 |  |
| George Jennings       | 0      | 0         | 0             | 0                 | 0                | 0                 |  | 8             | PENALTIES (TOTAL)      | 9   | Jade Anderson      | 2      | 0         | 0             | 0                 | 0                | 0                 |  |
| Nathan Davis          | 0      | 2         | 0             | 1                 | 0                | 1                 |  | 3             | PTB DEFENCE PENALTIES  | 4   | John Folau         | 1      | 0         | 0             | 0                 | 0                | 0                 |  |
| Dane Aukafolau        | 0      | 2         | 1             | 0                 | 0                | 1                 |  | 1             | GENERAL PLAY PENALTIES | 1   | Vai Toutai         | 3      | 1         | 0             | 0                 | 1                | 0                 |  |
| Edward Aiono          | 2      | 0         | 0             | 0                 | 0                | 0                 |  | 2             | FOUL PLAY PENALTIES    | 2   | Jonathan Wright    | 1      | 1         | 1             | 0                 | 0                | 0                 |  |
| Kauri Aupouri-Puke... | 2      | 0         | 0             | 0                 | 0                | 0                 |  | 2             | OFFSIDE PENALTIES      | 2   | Tom Wright         | 1      | 1         | 1             | 0                 | 0                | 0                 |  |
| Dylan Izzard          | 1      | 0         | 0             | 0                 | 0                | 0                 |  | 0             | SCRUM PENALTIES        | 0   | Joey Lussick       | 0      | 1         | 0             | 0                 | 1                | 0                 |  |
| Magnus Stromquist     | 0      | 1         | 1             | 0                 | 0                | 0                 |  | 0             | ON REPORTS             | 1   | Taniela Paseka     | 0      | 0         | 0             | 0                 | 0                | 0                 |  |
| Kaysa Pritchard       | 2      | 2         | 0             | 1                 | 1                | 0                 |  | 0             | SIN BINS               | 0   | Manase Fainu       | 0      | 1         | 1             | 0                 | 0                | 0                 |  |
| Siosaia Vave          | 1      | 0         | 0             | 0                 | 0                | 0                 |  | 0             | SEND OFFS              | 0   | Toafofoa Siple     | 0      | 0         | 0             | 0                 | 0                | 0                 |  |
| David Gower           | 2      | 1         | 0             | 1                 | 0                | 0                 |  |               |                        |     | Jack Gosiewski     | 1      | 0         | 0             | 0                 | 0                | 0                 |  |
| Marata Niukore        | 0      | 0         | 0             | 0                 | 0                | 0                 |  |               |                        |     | Frank Winterstein  | 0      | 1         | 1             | 0                 | 0                | 0                 |  |
| Ray Stone             | 2      | 0         | 0             | 0                 | 0                | 0                 |  |               |                        |     | Lewis Brown        | 0      | 1         | 0             | 0                 | 0                | 1                 |  |
| Matt Woods            | 0      | 0         | 0             | 0                 | 0                | 0                 |  |               |                        |     | Tekina Vailea      | 0      | 0         | 0             | 0                 | 0                | 0                 |  |
| Andy Saunders         | 1      | 0         | 0             | 0                 | 0                | 0                 |  |               |                        |     | Cody Nelson        | 0      | 2         | 0             | 1                 | 0                | 1                 |  |
| Haimona Hiroti        | 0      | 0         | 0             | 0                 | 0                | 0                 |  |               |                        |     | Tom Amone          | 0      | 0         | 0             | 0                 | 0                | 0                 |  |
| Bradley Deitz         | 0      | 0         | 0             | 0                 | 0                | 0                 |  |               |                        |     | Fred Junior Mauala | 0      | 0         | 0             | 0                 | 0                | 0                 |  |

### ERROR TIMELINE



### PENALTY TIMELINE



# MATCH REPORT

## 2018 INTRUST SUPER PREMIERSHIP NSW - ROUND 2

### WENTWORTHVILLE MAGPIES



| No | Name                 | Player Position | Minutes | Tries | Goals | Field Goals | Goal % | Points | All Runs | All Run Metres | Dummy Half Runs | Post Contact Metres | Try Assists | Linebreak Assists | Linebreaks | Tacklebreaks | Kicks | Bomb Kicks | Kicking Metres | Offloads | Tackles | Missed Tackles | Ineffective Tackles | Try Saves (post) | Try Causes | Decoys (post) | Supports (post) |
|----|----------------------|-----------------|---------|-------|-------|-------------|--------|--------|----------|----------------|-----------------|---------------------|-------------|-------------------|------------|--------------|-------|------------|----------------|----------|---------|----------------|---------------------|------------------|------------|---------------|-----------------|
| 1  | Anthony Layoun       | Fullback        | 80      | 0     | 0     | 0           | 0      | 0      | 9        | 89             | 0               | 21                  | 0           | 0                 | 0          | 0            | 2     | 0          | 42             | 0        | 3       | 2              | 0                   | 0                | 1          | 1             | 7               |
| 2  | George Jennings      | Winger          | 80      | 0     | 0     | 0           | 0      | 0      | 9        | 80             | 1               | 26                  | 0           | 0                 | 0          | 1            | 0     | 0          | 0              | 1        | 5       | 0              | 1                   | 0                | 1          | 0             | 7               |
| 3  | Nathan Davis         | Centre          | 80      | 0     | 0     | 0           | 0      | 0      | 3        | 32             | 0               | 24                  | 0           | 0                 | 0          | 0            | 0     | 0          | 0              | 0        | 19      | 1              | 1                   | 0                | 1          | 1             | 4               |
| 4  | Dane Aukafolau       | Centre          | 80      | 0     | 0     | 0           | 0      | 0      | 8        | 77             | 0               | 34                  | 0           | 0                 | 0          | 1            | 0     | 0          | 0              | 2        | 26      | 5              | 1                   | 0                | 1          | 1             | 7               |
| 5  | Edward Aiono         | Winger          | 80      | 0     | 0     | 0           | 0      | 0      | 11       | 119            | 1               | 36                  | 0           | 0                 | 0          | 2            | 0     | 0          | 0              | 0        | 8       | 1              | 0                   | 0                | 1          | 0             | 3               |
| 6  | Kauri Aupouri-Puketa | Five-Eighth     | 80      | 0     | 0     | 0           | 0      | 0      | 4        | 38             | 0               | 14                  | 0           | 0                 | 0          | 0            | 3     | 0          | 89             | 0        | 23      | 3              | 0                   | 0                | 1          | 0             | 12              |
| 23 | Dylan Izzard         | Halfback        | 80      | 0     | 0     | 0           | 0      | 0      | 4        | 30             | 0               | 9                   | 0           | 0                 | 0          | 0            | 1     | 1          | 25             | 0        | 19      | 6              | 0                   | 0                | 3          | 0             | 16              |
| 8  | Magnus Stromquist    | Prop            | 35      | 0     | 0     | 0           | 0      | 0      | 4        | 36             | 0               | 10                  | 0           | 0                 | 0          | 0            | 0     | 0          | 0              | 0        | 22      | 2              | 3                   | 0                | 0          | 1             | 3               |
| 17 | Kaysa Pritchard      | Hooker          | 75      | 0     | 0     | 0           | 0      | 0      | 5        | 54             | 2               | 5                   | 0           | 0                 | 1          | 0            | 0     | 0          | 0              | 0        | 31      | 4              | 4                   | 0                | 1          | 0             | 6               |
| 10 | Siosaia Vave         | Prop            | 47      | 0     | 0     | 0           | 0      | 0      | 10       | 96             | 0               | 33                  | 0           | 0                 | 0          | 2            | 0     | 0          | 0              | 0        | 18      | 3              | 2                   | 0                | 0          | 1             | 3               |
| 24 | David Gower          | 2nd Row         | 57      | 0     | 0     | 0           | 0      | 0      | 6        | 61             | 0               | 16                  | 0           | 1                 | 0          | 2            | 0     | 0          | 0              | 1        | 23      | 1              | 0                   | 0                | 0          | 3             | 2               |
| 12 | Marata Niukore       | 2nd Row         | 60      | 0     | 0     | 0           | 0      | 0      | 2        | 18             | 0               | 6                   | 0           | 0                 | 0          | 0            | 0     | 0          | 0              | 0        | 39      | 1              | 0                   | 0                | 2          | 3             | 5               |
| 13 | Ray Stone            | Lock            | 19      | 0     | 0     | 0           | 0      | 0      | 8        | 73             | 0               | 27                  | 0           | 0                 | 0          | 0            | 0     | 0          | 0              | 1        | 27      | 5              | 4                   | 0                | 1          | 3             | 12              |
| 11 | Matt Woods           | Interchange     | 55      | 0     | 0     | 0           | 0      | 0      | 6        | 60             | 1               | 24                  | 0           | 0                 | 0          | 0            | 1     | 0          | 6              | 0        | 16      | 4              | 1                   | 0                | 3          | 2             | 6               |
| 15 | Andy Saunders        | Interchange     | 36      | 0     | 0     | 0           | 0      | 0      | 9        | 77             | 0               | 25                  | 0           | 0                 | 0          | 1            | 0     | 0          | 0              | 0        | 14      | 0              | 1                   | 0                | 0          | 0             | 8               |
| 16 | Haimona Hiroti       | Interchange     | 48      | 0     | 0     | 0           | 0      | 0      | 4        | 59             | 0               | 24                  | 0           | 0                 | 0          | 0            | 0     | 0          | 0              | 0        | 17      | 3              | 2                   | 0                | 0          | 1             | 6               |
| 18 | Bradley Deitz        | Interchange     | 25      | 0     | 0     | 0           | 0      | 0      | 1        | 16             | 1               | 4                   | 0           | 0                 | 0          | 1            | 0     | 0          | 0              | 0        | 12      | 2              | 1                   | 0                | 1          | 0             | 2               |

### BLACKTOWN WORKERS SEA EAGLES



| No | Name               | Player Position | Minutes | Tries | Goals | Field Goals | Goal % | Points | All Runs | All Run Metres | Dummy Half Runs | Post Contact Metres | Try Assists | Linebreak Assists | Linebreaks | Tacklebreaks | Kicks | Bomb Kicks | Kicking Metres | Offloads | Tackles | Missed Tackles | Ineffective Tackles | Try Saves (post) | Try Causes | Decoys (post) | Supports (post) |
|----|--------------------|-----------------|---------|-------|-------|-------------|--------|--------|----------|----------------|-----------------|---------------------|-------------|-------------------|------------|--------------|-------|------------|----------------|----------|---------|----------------|---------------------|------------------|------------|---------------|-----------------|
| 23 | Honeti Tuha        | Fullback        | 80      | 0     | 0     | 0           | 0      | 0      | 13       | 120            | 2               | 47                  | 0           | 0                 | 0          | 2            | 0     | 0          | 0              | 0        | 5       | 0              | 0                   | 0                | 0          | 2             | 9               |
| 4  | Jade Anderson      | Winger          | 80      | 2     | 0     | 0           | 0      | 8      | 8        | 86             | 3               | 17                  | 0           | 0                 | 0          | 3            | 1     | 0          | 21             | 0        | 2       | 0              | 0                   | 0                | 0          | 0             | 7               |
| 19 | John Folau         | Centre          | 80      | 0     | 0     | 0           | 0      | 0      | 10       | 93             | 0               | 38                  | 0           | 0                 | 0          | 1            | 0     | 0          | 0              | 0        | 9       | 0              | 0                   | 0                | 0          | 1             | 10              |
| 20 | Vai Toutai         | Centre          | 80      | 0     | 0     | 0           | 0      | 0      | 14       | 105            | 0               | 27                  | 0           | 0                 | 0          | 6            | 0     | 0          | 0              | 0        | 1       | 0              | 0                   | 0                | 0          | 0             | 12              |
| 5  | Jonathan Wright    | Winger          | 80      | 0     | 0     | 0           | 0      | 0      | 12       | 115            | 2               | 30                  | 0           | 0                 | 0          | 1            | 0     | 0          | 0              | 3        | 6       | 0              | 1                   | 0                | 0          | 1             | 10              |
| 6  | Tom Wright         | Five-Eighth     | 80      | 1     | 0     | 0           | 0      | 4      | 9        | 94             | 0               | 19                  | 2           | 0                 | 1          | 3            | 5     | 1          | 144            | 0        | 12      | 1              | 1                   | 0                | 0          | 0             | 7               |
| 14 | Joey Lussick       | Halfback        | 80      | 0     | 5     | 0           | 55.56  | 10     | 4        | 30             | 0               | 13                  | 2           | 1                 | 0          | 3            | 5     | 0          | 103            | 0        | 15      | 0              | 0                   | 0                | 0          | 2             | 12              |
| 18 | Taniela Paseka     | Prop            | 33      | 1     | 0     | 0           | 0      | 4      | 11       | 135            | 0               | 50                  | 0           | 0                 | 1          | 8            | 0     | 0          | 0              | 1        | 8       | 1              | 0                   | 0                | 0          | 5             | 1               |
| 9  | Manase Fainu       | Hooker          | 76      | 1     | 0     | 0           | 0      | 4      | 9        | 51             | 5               | 11                  | 2           | 2                 | 1          | 5            | 5     | 0          | 197            | 2        | 29      | 1              | 2                   | 0                | 0          | 1             | 8               |
| 10 | Toafofoa Siple     | Prop            | 37      | 0     | 0     | 0           | 0      | 0      | 9        | 80             | 0               | 21                  | 0           | 0                 | 0          | 1            | 0     | 0          | 0              | 2        | 17      | 0              | 0                   | 0                | 0          | 7             | 2               |
| 11 | Jack Gosiewski     | 2nd Row         | 80      | 4     | 0     | 0           | 0      | 16     | 11       | 92             | 0               | 16                  | 0           | 0                 | 3          | 3            | 0     | 0          | 0              | 0        | 21      | 3              | 1                   | 0                | 0          | 2             | 7               |
| 12 | Frank Winterstein  | 2nd Row         | 73      | 0     | 0     | 0           | 0      | 0      | 11       | 94             | 0               | 27                  | 1           | 1                 | 0          | 2            | 0     | 0          | 0              | 0        | 14      | 0              | 1                   | 0                | 0          | 8             | 5               |
| 13 | Lewis Brown        | Lock            | 65      | 0     | 0     | 0           | 0      | 0      | 10       | 82             | 2               | 26                  | 0           | 0                 | 0          | 2            | 0     | 0          | 0              | 1        | 20      | 1              | 1                   | 0                | 0          | 3             | 8               |
| 3  | Tekina Vailea      | Interchange     | 9       | 0     | 0     | 0           | 0      | 0      | 3        | 24             | 0               | 10                  | 0           | 0                 | 0          | 0            | 0     | 0          | 0              | 0        | 3       | 0              | 0                   | 0                | 0          | 1             | 0               |
| 15 | Cody Nelson        | Interchange     | 53      | 0     | 0     | 0           | 0      | 0      | 6        | 41             | 1               | 9                   | 0           | 0                 | 0          | 0            | 0     | 0          | 0              | 0        | 13      | 2              | 1                   | 0                | 0          | 4             | 6               |
| 16 | Tom Amone          | Interchange     | 32      | 0     | 0     | 0           | 0      | 0      | 14       | 139            | 0               | 48                  | 0           | 0                 | 0          | 1            | 0     | 0          | 0              | 0        | 14      | 1              | 1                   | 0                | 0          | 2             | 3               |
| 22 | Fred Junior Mauala | Interchange     | 22      | 0     | 0     | 0           | 0      | 0      | 7        | 55             | 0               | 17                  | 0           | 0                 | 0          | 2            | 0     | 0          | 0              | 0        | 13      | 0              | 1                   | 0                | 0          | 2             | 1               |